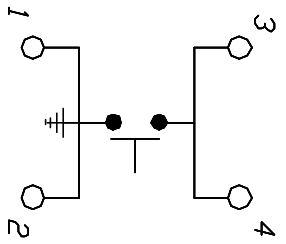
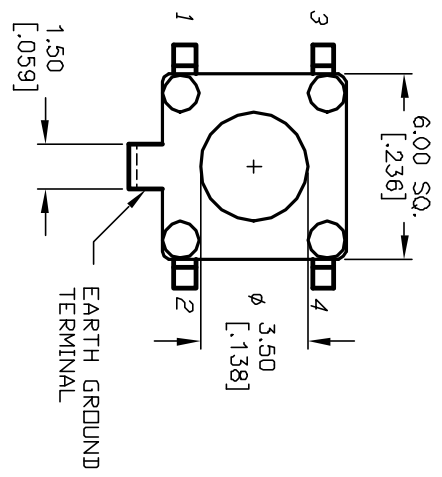


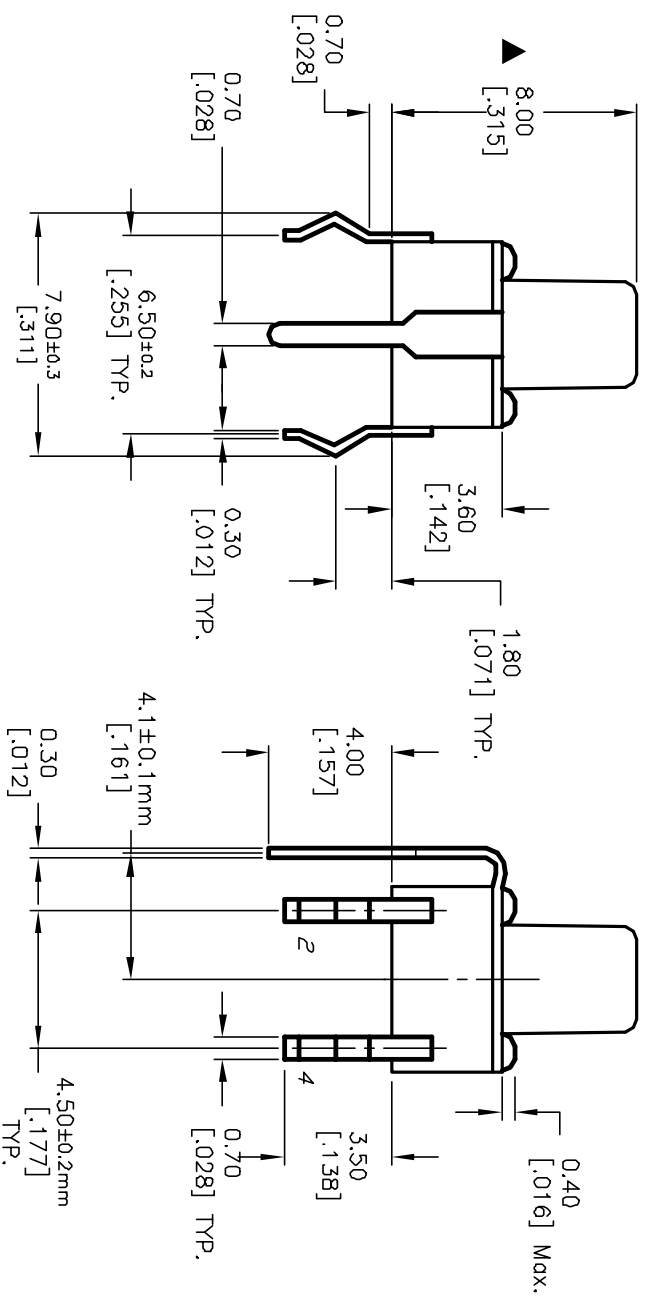
RECOMMENDED P.C.B. LAYOUT  
SCALE 3:1



CIRCUIT: SPST

NOTES:

1. ALL DIMENSIONS IN MM [INCH]
2. GENERAL TOLERANCE: X.X=±0.4  
X.XX=±0.25
3. TERM. NOS. FOR REFERENCE ONLY.
4. RATINGS: 12VDC, 50ma
5. OPERATING FORCE: 160±50gf
6. TRAVEL: 0.25±0.1mm
7. CONTACT RESISTANCE: 100 MILLI Ω Max.
8. DIELECTRIC STRENGTH: 250V RMS min.
9. INSULATION RESISTANCE: 100 Mega Ω min.
10. ELECTRICAL LIFE: 100,000 CYCLES min.
11. DESIGNATE MAJOR FEATURE:



REV.	ECN No.	DESCRIPTION	DATE	CHKD
A	11625	RELEASED FOR PRODUCTION	8/22/01	CJB

TITLE	SCALE	DATE	DR	DWG	REV
TLE 1105C F160 Q	4:1	8/22/01	CJB	D310103	A

**E-SWITCH®**

THE INFORMATION CONTAINED IN THIS DOCUMENT IS PROPRIETARY TO E-SWITCH AND IS NOT TO BE COPIED OR TRANSFERRED