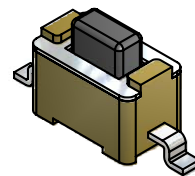
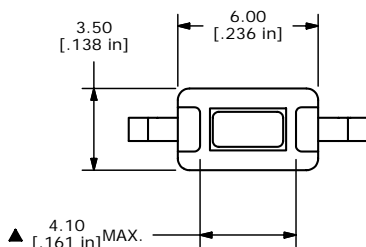
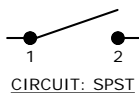


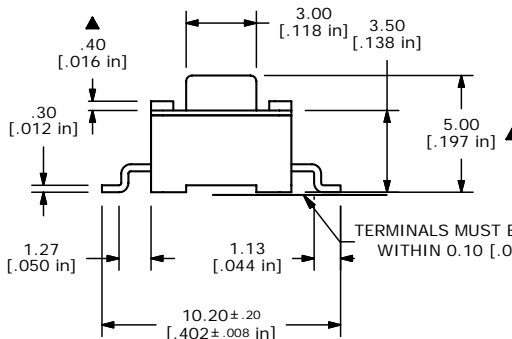
RECOMMENDED P.C.B. LAYOUT



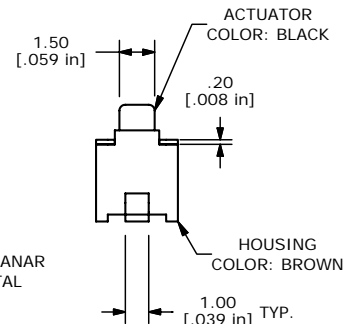
ISOMETRIC



CIRCUIT: SPST



TERMINALS MUST BE COPLANAR WITHIN 0.10 [.004] TOTAL



NOTES:

1. ALL DIMENSIONS IN MM [INCH]
2. GENERAL TOLERANCE: X.X=±0.4
X.XX=±0.25
3. TERM. NOS. FOR REFERENCE ONLY.
4. RATING: 50mA @ 12VDC
- ▲5. OPERATING FORCE: 180 ± 50gf
6. TRAVEL: 0.25 +0.2/-0.1mm
7. CONTACT RESISTANCE: 100 MILLI OHMS MAX. (INITIAL)
8. MECHANICAL/ELECTRICAL LIFE: 40,000 CYCLES.
- ▲9. CONTACT MATERIAL: SILVER
- ▲10. PACKAGE: TAPE AND REEL, 1800 PER
11. ▲ DENOTES CRITICAL PARAMETER
12. 2002/95/EC (ROHS) COMPLIANT

E-SWITCH®

E	16702	FIXED ACTUATOR COLOR	11/27/06	TN
D	16691	REVISED AND REDRAWN	11/22/06	TN
REV	PCR NO	DESCRIPTION	DATE	BY

TITLE TL3302BF180QG				
---------------------	--	--	--	--

SCALE	4:1	DATE	11/27/2006	DR	TN	DWG	P010523	REV	E
-------	-----	------	------------	----	----	-----	---------	-----	---

THE INFORMATION CONTAINED IN THIS DOCUMENT IS PROPRIETARY TO E-SWITCH AND IS NOT TO BE COPIED OR TRANSFERRED