

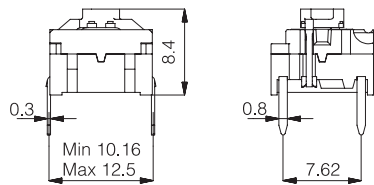
multimec[®] illumec[™] 4A

Technical Data

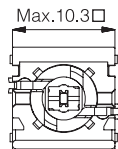
- through-hole or SMD
- 50mA/24VDC
- single pole/momentary
- 10.000.000 operations life time
- IP67 sealing
- temperature range:
high temp. switch: -40/+160°C
LED: -30/+85°C



Dimensions (through-hole)

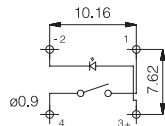


Top View

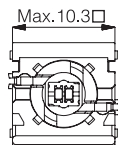
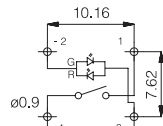


PCB layout and Circuit Diagram

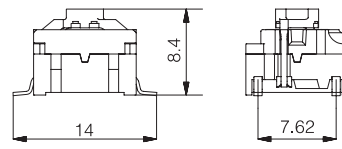
1 LED



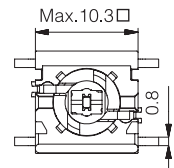
2 LEDs



Dimensions (SMD)

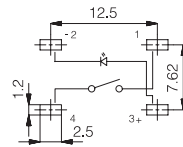


Top View

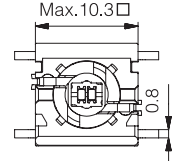
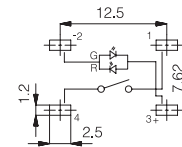


PCB layout and Circuit Diagram

1 LED



2 LEDs



Technical specifications for 4A switch and LEDs see pages 35 and 36

How to order

4 A

□ □ □ □ + □ □ □ □

Switch Mounting
SH9 surface mount
TH9 through-hole

LED Illuminated Cap
01 1A 10,12,14,16,18
22 1B 10,12,14,16,18
42
61
82
2242
8222
8242
Cap Solid Illuminated
Colour Lens

1H Solid Colour + lens 1,2,4,6,8

1C Solid Colour + lens 1,2,4,6,8 +

2 C or 2 D
Bezel Solid Illuminated
Colour Colour Lens

2 C or 2 D
Bezel Solid Illuminated
Colour Colour Lens

Colour codes

LEDs
01 blue
22 green
42 yellow
61 white
82 red
2242 green/yellow
8222 red/green
8242 red/yellow

Illuminated Caps
10 frosted blue
12 frosted green
14 frosted yellow
16 frosted white
18 frosted red

Lenses
1 transparent
2 green
4 yellow
6 frosted white
8 red

Solid Colours Caps and Bezels

For 1A, 1B and 2C only:
00 blue
02 green
03 grey
04 yellow
06 white
08 red
09 black
30 ultra blue
40 dusty blue
42 aqua blue
32 mint green
33 tele grey
34 melon
38 noble red
50 metal dark blue
53 metal light grey
57 metal dark grey
58 metal bordeaux

Dimensions

Caps
1A - 1H
1B - 1C
2C - 2D
See
1A/1H/1M/1ZA
1B/1C-2C/2D

Ordering example: 4ASH982 + 1A18 or 4ATH901 + 1B10 + 2C09

For updates of products and/or changes of specifications please see www.mec.dk