

83880 with cable output Metal roller plunger Part number 83881101


- IP 66/67
- Metal case
- cUL approval

	Type	Characteristics	Type of output
83880101	Metal plunger	Standard	Cable length 1 m
83880102	Metal plunger	Standard	Cable length 2 m
83880103	Metal plunger	Standard	Cable length 3 m
83880106	Metal plunger	Standard	Cable length 6 m
CONTACT US	Metal plunger	Plunger with 90° roller	Cable length 1 m
CONTACT US	Metal plunger	Plunger with 90° roller	Cable length 2 m
CONTACT US	Metal plunger	Plunger with 90° roller	Cable length 3 m
CONTACT US	Metal plunger	Plunger with 90° roller	Cable length 6 m
83881101	Metal roller plunger	Standard	Cable length 1 m
83881102	Metal roller plunger	Standard	Cable length 2 m
83881103	Metal roller plunger	Standard	Cable length 3 m
83881106	Metal roller plunger	Standard	Cable length 6 m
83885101	Metal roller plunger	Plunger with 90° roller	Cable length 1 m
83885102	Metal roller plunger	Plunger with 90° roller	Cable length 2 m
83885103	Metal roller plunger	Plunger with 90° roller	Cable length 3 m
83885106	Metal roller plunger	Plunger with 90° roller	Cable length 6 m
83884101	Metal plunger with threaded barrel	Standard	Cable length 1 m
83884102	Metal plunger with threaded barrel	Standard	Cable length 2 m
83884103	Metal plunger with threaded barrel	Standard	Cable length 3 m
83884106	Metal plunger with threaded barrel	Standard	Cable length 6 m
CONTACT US	Metal plunger with threaded barrel	Plunger with 90° roller	Cable length 1 m
CONTACT US	Metal plunger with threaded barrel	Plunger with 90° roller	Cable length 2 m
CONTACT US	Metal plunger with threaded barrel	Plunger with 90° roller	Cable length 3 m
CONTACT US	Metal plunger with threaded barrel	Plunger with 90° roller	Cable length 6 m
83882101	Roller plunger - metal with threaded barrel	Standard	Cable length 1 m
83882102	Roller plunger - metal with threaded barrel	Standard	Cable length 2 m
83882103	Roller plunger - metal with threaded barrel	Standard	Cable length 3 m
83882106	Roller plunger - metal with threaded barrel	Standard	Cable length 6 m
83886101	Roller plunger - metal with threaded barrel	Plunger with 90° roller	Cable length 1 m
83886102	Roller plunger - metal with threaded barrel	Plunger with 90° roller	Cable length 2 m
83886103	Roller plunger - metal with threaded barrel	Plunger with 90° roller	Cable length 3 m
83886106	Roller plunger - metal with threaded barrel	Plunger with 90° roller	Cable length 6 m
83883101	Steel metal roller lever (2 directions of attack)	Standard	Cable length 1 m
83883102	Steel metal roller lever (2 directions of attack)	Standard	Cable length 2 m
83883103	Steel metal roller lever (2 directions of attack)	Standard	Cable length 3 m
83883106	Steel metal roller lever (2 directions of attack)	Standard	Cable length 6 m
CONTACT US	Steel metal roller lever (2 directions of attack)	Plunger with 90° roller	Cable length 1 m
CONTACT US	Steel metal roller lever (2 directions of attack)	Plunger with 90° roller	Cable length 2 m
CONTACT US	Steel metal roller lever (2 directions of attack)	Plunger with 90° roller	Cable length 3 m
CONTACT US	Steel metal roller lever (2 directions of attack)	Plunger with 90° roller	Cable length 6 m

Conformity to standards

Protection against electric shocks	
Degree of protection IEC 60529	
Degree of protection according to NEMA 250	Type 1, 3, 4, 6, 13
Electrical characteristics	
Connection	
Operating temperature (°C)	-25 → +70°C

Assigned impulse voltage (Uimp) - V

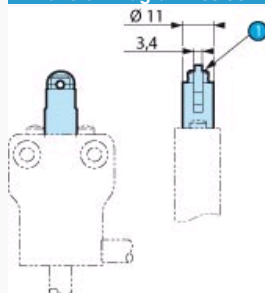
Assigned insulation voltage Ui (V)	500
Thermal current Ith (A)	10
Low-load switching - Minimum voltage (V)	10
Low-load switching - Minimum current (mA)	100
Assigned working characteristics (EN 60 947.5.1, UL 508)	A300 = AC15 250 V 6 A Q150 = DC13 24 V 8 A
Use category according to IEC 947.5.1	AC15=250 V/6 A DC13=24 V/8 A

Use category according to UL 508	A300 - Q150
Electrical protection	Integral earth wire Short-circuit protection device: IEC/EN 60947.5.1 Fuse 6 AgC
Approvals	UL 508, UL 50

Mechanical characteristics

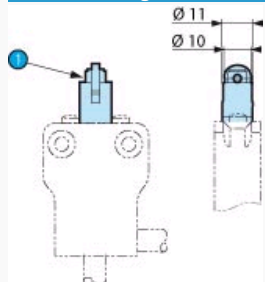
Sequence	
Snap action	
Minimum operating force (N)	10
Minimum operating force (Nm)	-
Minimum total travel force (N)	30
Minimum total travel force (Nm)	-
Min. positive opening travel (N)	28
Min. positive opening travel (Nm)	-
Mechanical life (millions of operations)	10
Vertical approach speed	1 mm/min → 0,5 m/s
Horizontal approach speed (30° cam)	1 mm/min → 0,3 m/s
Weight (g)	200

Dimension Diagram : 83 881 1



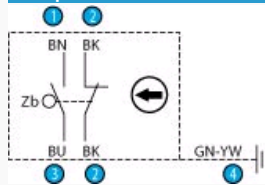
N°	Legend
1	POP marking

Dimension Diagram : 83 885 1



N°	Legend
1	POP marking

: Snap-action contact



Four-terminal double break two-way contact element (form Zb) with positive opening NC contacts. The 2 moving contacts are electrically isolated from one another.

N°	Legend
1	Brown
2	Black
3	Blue
4	Green-yellow

Special adaptations

- Contact type
- Rear output
- Protective scraper seal
- Length of cable/connector/stripping
- Connector output
- Low level contact