

83870 with cable output Metal roller plunger Part number 83871101


- IP 66/67
- Metal case
- cUL approval

	Type	Characteristics	Type of output
83870101	Metal plunger	Standard	Cable length 1 m
83870102	Metal plunger	Standard	Cable length 2 m
83870103	Metal plunger	Standard	Cable length 3 m
83870106	Metal plunger	Standard	Cable length 6 m
CONTACT US	Metal plunger	Plunger with 90° roller	Cable length 1 m
CONTACT US	Metal plunger	Plunger with 90° roller	Cable length 2 m
CONTACT US	Metal plunger	Plunger with 90° roller	Cable length 3 m
CONTACT US	Metal plunger	Plunger with 90° roller	Cable length 6 m
83871101	Metal roller plunger	Standard	Cable length 1 m
83871102	Metal roller plunger	Standard	Cable length 2 m
83871103	Metal roller plunger	Standard	Cable length 3 m
83871106	Metal roller plunger	Standard	Cable length 6 m
83875101	Metal roller plunger	Plunger with 90° roller	Cable length 1 m
83875102	Metal roller plunger	Plunger with 90° roller	Cable length 2 m
83875103	Metal roller plunger	Plunger with 90° roller	Cable length 3 m
83875106	Metal roller plunger	Plunger with 90° roller	Cable length 6 m
83874101	Metal plunger with threaded barrel	Standard	Cable length 1 m
83874102	Metal plunger with threaded barrel	Standard	Cable length 2 m
83874103	Metal plunger with threaded barrel	Standard	Cable length 3 m
83874106	Metal plunger with threaded barrel	Standard	Cable length 6 m
CONTACT US	Metal plunger with threaded barrel	Plunger with 90° roller	Cable length 1 m
CONTACT US	Metal plunger with threaded barrel	Plunger with 90° roller	Cable length 2 m
CONTACT US	Metal plunger with threaded barrel	Plunger with 90° roller	Cable length 3 m
CONTACT US	Metal plunger with threaded barrel	Plunger with 90° roller	Cable length 6 m
83872101	Roller plunger - metal with threaded barrel	Standard	Cable length 1 m
83872102	Roller plunger - metal with threaded barrel	Standard	Cable length 2 m
83872103	Roller plunger - metal with threaded barrel	Standard	Cable length 3 m
83872106	Roller plunger - metal with threaded barrel	Standard	Cable length 6 m
83876101	Roller plunger - metal with threaded barrel	Plunger with 90° roller	Cable length 1 m
83876102	Roller plunger - metal with threaded barrel	Plunger with 90° roller	Cable length 2 m
83876103	Roller plunger - metal with threaded barrel	Plunger with 90° roller	Cable length 3 m
83876106	Roller plunger - metal with threaded barrel	Plunger with 90° roller	Cable length 6 m
83873101	Metal roller lever (2 directions of attack)	Standard	Cable length 1 m
83873102	Metal roller lever (2 directions of attack)	Standard	Cable length 2 m
83873103	Metal roller lever (2 directions of attack)	Standard	Cable length 3 m
83873106	Metal roller lever (2 directions of attack)	Standard	Cable length 6 m
CONTACT US	Metal roller lever (2 directions of attack)	Plunger with 90° roller	Cable length 1 m
CONTACT US	Metal roller lever (2 directions of attack)	Plunger with 90° roller	Cable length 2 m
CONTACT US	Metal roller lever (2 directions of attack)	Plunger with 90° roller	Cable length 3 m
CONTACT US	Metal roller lever (2 directions of attack)	Plunger with 90° roller	Cable length 6 m

Conformity to standards

Protection against electric shocks	
Degree of protection IEC 60529	
Degree of protection according to NEMA 250	Type 1, 3, 4, 6, 13
Electrical characteristics	
Connection	
Operating temperature (°C)	-25 → +70°C

Assigned impulse voltage (Uimp) - V

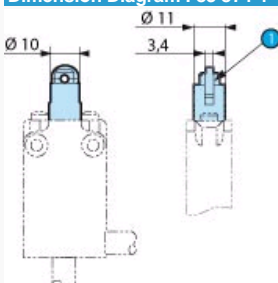
Assigned insulation voltage Ui (V)	500
Thermal current Ith (A)	10
Low-load switching - Minimum voltage (V)	10
Low-load switching - Minimum current (mA)	100
Assigned working characteristics (EN 60 947-5.1, UL 508)	A300 = AC15 240 V 3 A / 120 V 6 A Alternating current Q150 = DC13 125 V 0.55 A Direct current
Electrical life according to IEC 947-5-1 appendix C	250 V 3 A AC15 500,000 operations 24 V 8 W DC13 500,000 operations

Electrical protection	Integral protective earth conductor Short-circuit protection device: IEC/EN 60947-5-1 Fuse 6 AgG
Approvals	UL 508, UL 50

Mechanical characteristics

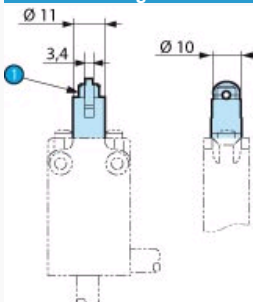
Sequence	
Snap action	
Minimum operating force (N)	10
Minimum operating force (Nm)	-
Minimum total travel force (N)	30
Minimum total travel force (Nm)	-
Min. positive opening travel (N)	30
Min. positive opening travel (Nm)	-
Mechanical life (millions of operations)	10
Vertical approach speed	1 mm/min → 0,5 m/s
Horizontal approach speed (30° cam)	1 mm/min → 0,3 m/s
Weight (g)	180

Dimension Diagram : 83 871 1



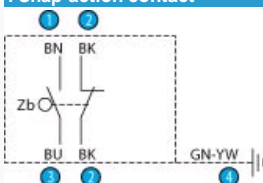
N°	Legend
1	POP marking

Dimension Diagram : 83 875 1



N°	Legend
1	POP marking

: Snap-action contact



Four-terminal double break two-way contact element (form Zb) with positive opening NC contacts. The 2 moving contacts are electrically isolated from one another.

N°	Legend
1	Brown
2	Black
3	Blue
4	Green-yellow

Special adaptations

- Contact type
- Rear output
- Protective scraper seal
- Length of cable/connector/stripping
- Special marking