

MICRO SWITCH
a Honeywell Division

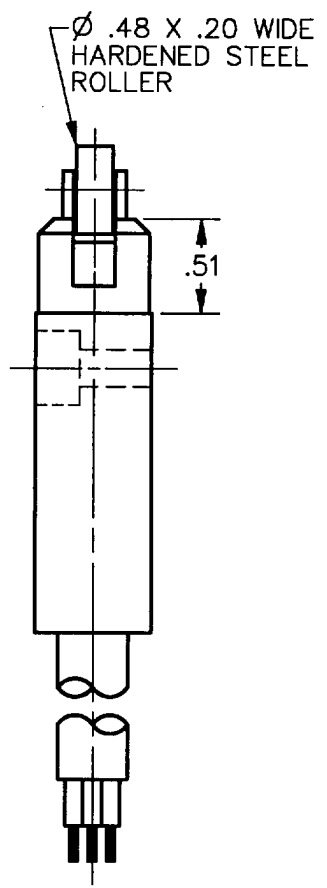
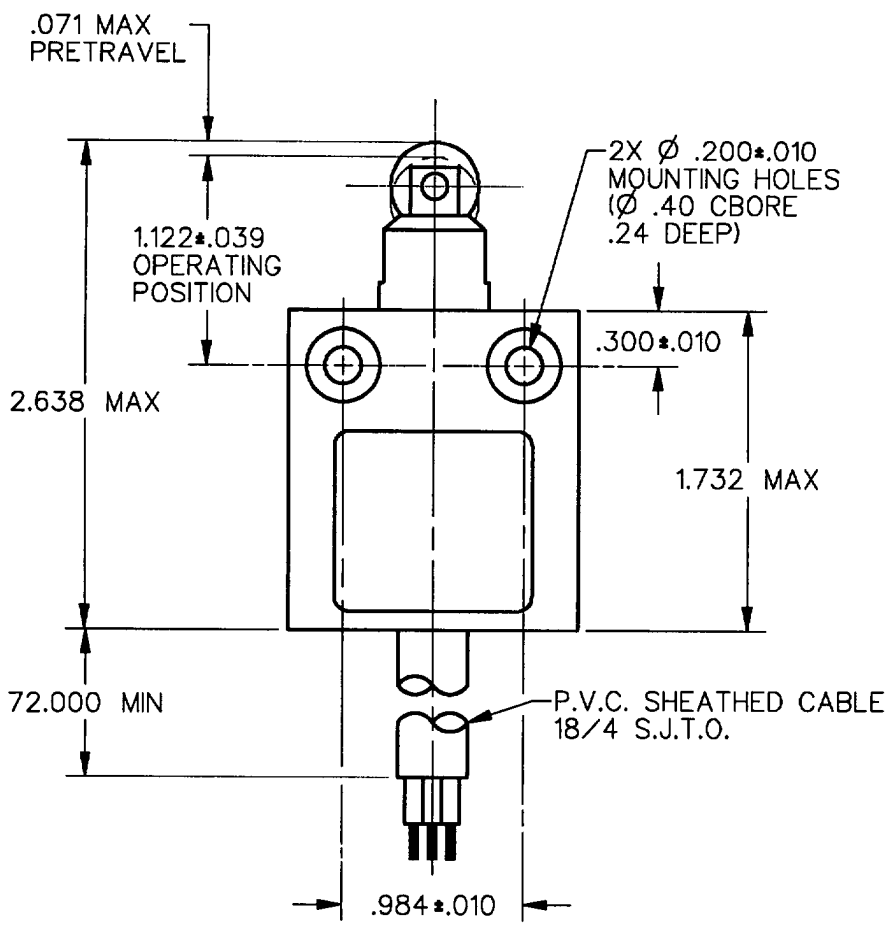
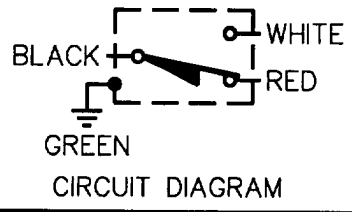
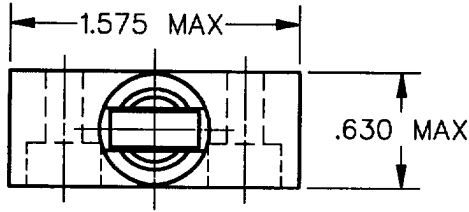
FED. MFG. CODE 91829

**MINIATURE PRECISION
LIMIT SWITCH**

CATALOG LISTING
914CE2-6

914CE2-6
M
 DRAWING NUMBER
5
 ISSUE
 CHECK
 REVISIONS
 A CO-69061
 S A V 31 AUG 91
 CHECK
 DAW 14 NOV 91
 CHECK
 S A V 3 SEPT 91
 DRAWN
 DDM/CAD

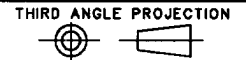
REPLACES
RELEASE NO. PR-2096



NOTES
1 - ZINC HOUSING FINISHED WITH GRAY PAINT

ANSI Y14.5M-1982 APPLIES

THIS DRAWING COVERS A PROPRIETARY ITEM AND IS THE PROPERTY OF MICRO SWITCH, A DIVISION OF HONEYWELL. THIS DRAWING IS NOT TO BE COPIED OR USED WITHOUT THE APPROVAL OF MICRO SWITCH.



CHARACTERISTICS	
OPERATING FORCE	2.7 LB MAX
RELEASE FORCE	1.0 LB MAX
DIFFERENTIAL TRAVEL	.004 MAX
OVERTRAVEL	.118 MIN

ELECTRICAL DATA	
CONTACT ARRANGEMENT S P D T	
5A - 250 VAC 1/10HP - 125 OR 250 VAC	

SCALE	FULL	DO NOT SCALE PRINT
UNLESS OTHERWISE SPECIFIED TOLERANCES ARE		
ONE PLACE	(.0)	±.030
TWO PLACE	(.00)	±.015
THREE PLACE	(.000)	±.005
ANGLES		±



WEIGHT