

**MICRO SWITCH**  
a Honeywell Division

FED. MFG. CODE 91929

**SWITCH - BASIC**

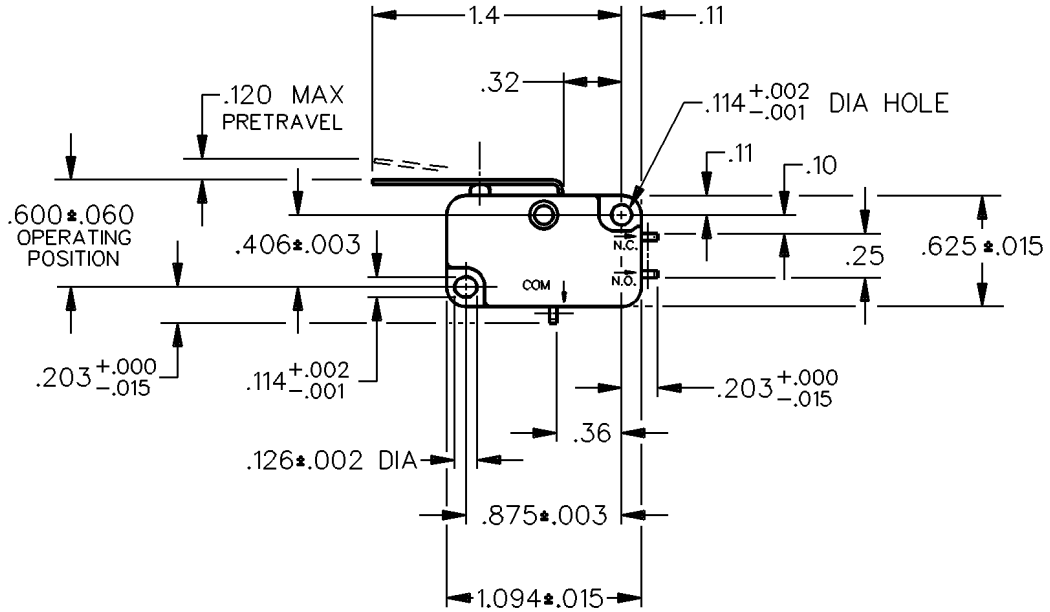
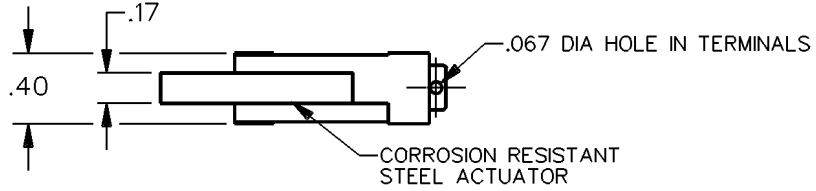
CATALOG LISTING

**V3L-3296**

**CQ-X2787**

CATALOG LISTING  
**V3L-3296**  
ISSUE **M**  
**3**

REPLACES  
RELEASE NO. PR-16061



REVISIONS

A	PR-16061	MAM	10 DEC 87
B	CQ-76298	JAK	11 NOV 93

CHECK

CHECK

12 DEC 87

GLH

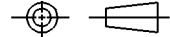
CHECK

10 DEC 87

DDM/CAD  
DRAWN

THIS DRAWING COVERS A PROPRIETARY ITEM AND IS THE PROPERTY OF MICRO SWITCH, A DIVISION OF HONEYWELL. THIS DRAWING IS NOT TO BE COPIED OR USED WITHOUT THE APPROVAL OF MICRO SWITCH.

THIRD ANGLE PROJECTION



CHARACTERISTICS	ELECTRICAL DATA	SCALE FULL	DO NOT SCALE PRINT
OPERATING FORCE — — — 88 GRAM MAX	CONTACT ARRANGEMENT S P D T	<b>UNLESS OTHERWISE SPECIFIED TOLERANCES ARE</b> ONE PLACE (.0) ±.030 TWO PLACE (.001) ±.015 THREE PLACE (.000) ±.005 ANGLES ± WEIGHT	
RELEASE FORCE — — — — 6 GRAM MIN	15.1A 1/2HP 125, <u>250</u> VAC 1/2A 125 VDC, 1/4A 250 VDC 5A 125 VAC "L" L83		
DIFFERENTIAL TRAVEL — — — .032 MAX			
OVERTRAVEL — — — — .090 MIN			
RELEASE TRAVEL — — — — .017 MIN			

