



SERIES 500 SWITCHES

SLIDE SWITCHES

TACT SWITCHES

NAVIGATION SWITCHES

PUSHBUTTON SWITCHES

TOGGLE SWITCHES

ROCKER SWITCHES

SLIDE SWITCHES

SNAP-ACTION SWITCHES


DIP SWITCHES

KEYLOCK SWITCHES

ROTARY SWITCHES

DETECTOR SWITCHES

CAP OPTIONS



SPECIFICATIONS

| | |
|------------------------|--------------------------------------------------------------------------------|
| Contact Rating: | Gold, 0.4 VA @ 20 VAC or DC Silver, 5A @ 120 VAC, 2A @ 250 VAC |
| Life Expectancy: | 50,000 make-and-break cycles at full load |
| Contact Resistance: | 10 mΩ max. typical @ 2-4 VDC 100mA for both silver and gold plated contacts |
| Insulation Resistance: | 1,000 MΩ min. |
| Dielectric Strength: | 1,000 V rms at sea level |
| Operating Temperature: | -30°C to 85°C |

FEATURES & BENEFITS

- ▶ Single & double pole options
- ▶ Multiple actuator height options
- ▶ Panel & PC board mountable

APPLICATIONS/MARKETS

- ▶ Computer servers/peripherals
- ▶ Consumer electronics
- ▶ Instrumentation
- ▶ Test & measurement

MATERIALS

| | |
|---------------|------------------------------------|
| Case: | Diallyl phthalate (DAP), UL 94V0 |
| Housing: | Stainless steel |
| Slide Handle: | Nylon UL 94HB |
| Contacts: | Silver or gold plated copper alloy |



HOW TO ORDER

| SERIES | MODEL NO. | ACTUATOR | TERMINATION | CONTACT MATERIAL | SEAL | MOUNTING TAB |
|--------|----------------------|----------------------|-------------------------------------------------------------------|------------------------|---------------------|-----------------------------------|
| 500 | SSP1 SSP2 SSP3 | S1 S2 S3 S4 | M1 M2 M3 M5-1 M5-2 M5-3 M5-4 M6 M7 VS2 | Q = Silver R = Gold | E = Epoxy Sealed | A = Without Tabs B = With Tabs |



Example Ordering Number
500-SSP2-S4-M1-Q-E-B

| | | | | | |
|--------------|----------------------------|-------------------------------------------------------------------|------------------------|---------------------|-----------------------------------|
| SDP1 SDP3 | S1 S2 S3 S4 S5 | M1 M2 M3 M5-1 M5-2 M5-3 M5-4 M6 M7 VS2 | Q = Silver R = Gold | E = Epoxy Sealed | A = Without Tabs B = With Tabs |
|--------------|----------------------------|-------------------------------------------------------------------|------------------------|---------------------|-----------------------------------|




Example Ordering Number
500-SDP1-S1-M6-R-E-A

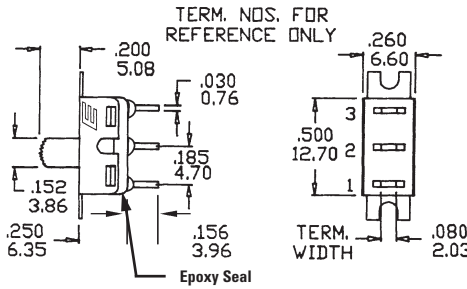
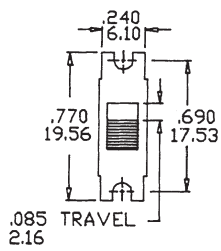
Specifications subject to change without notice.



SPDT



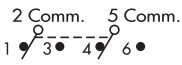
SCHMATIC



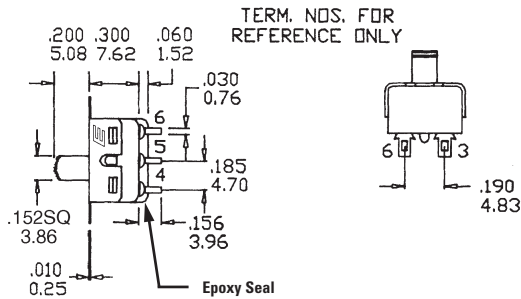
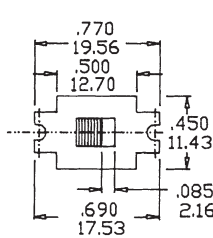
| Model No. | POS 1 | POS 2 | POS 3 |
|-------------|-------|-------|-------|
| SSP-1 | ON | NONE | ON |
| SSP-2 | ON | NONE | (ON) |
| SSP-3 | ON | OFF | ON |
| Term. Comm. | 2-1 | OPEN | 2-3 |

() = Momentary

DPDT



SCHMATIC



| Model No. | POS 1 | POS 2 | POS 3 |
|-------------|----------|-------|----------|
| SDP-1 | ON | NONE | ON |
| SDP-3 | ON | OFF | ON |
| Term. Comm. | 2-1, 5-4 | OPEN | 2-3, 5-6 |

ACTUATOR OPTIONS

S1 STD†

† Standard for all DPDT versions.

S2

S3

S4

S5

* Subtract 0.012 (0.301) from actuator height for M6, M7 PC mounting options.

TERMINATION OPTIONS

M1 SOLDER LUG

Epoxy Seal

0.030 (0.76) THK

M2 P.C. MOUNT

Epoxy Seal

0.030 (0.76) THK

M3 QUICK CONNECT

EPOXY SEAL

0.030 (0.76) THK
MATING QUICK CONNECTOR
AMP P/N 60900-1

M5 WIRE WRAP

EPOXY SEAL

| Option Code | Dim. 'A' |
|-------------|---------------|
| M51 | .736 (18.70) |
| M52 | .953 (24.20) |
| M53 | .415 (10.55) |
| M54 | 1.062 (26.97) |



SERIES 500 SWITCHES

SLIDE SWITCHES

TACT SWITCHES

NAVIGATION SWITCHES

PUSHBUTTON SWITCHES

TOGGLE SWITCHES

ROCKER SWITCHES

SLIDE SWITCHES

SNAP-ACTION SWITCHES

DIP SWITCHES

KEYLOCK SWITCHES

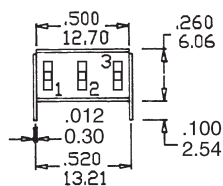
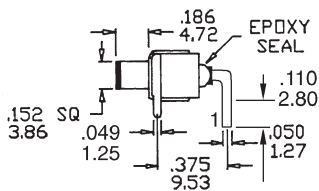
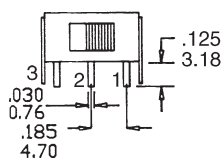
ROTARY SWITCHES

DETECTOR SWITCHES

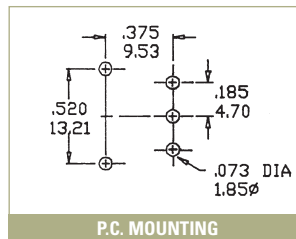
CAP OPTIONS

M6

SPDT



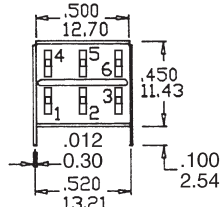
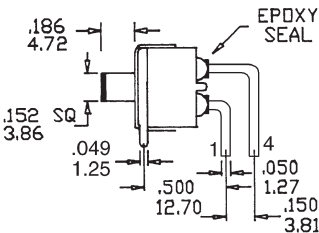
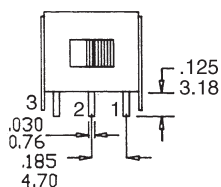
TERM. NOS. FOR REFERENCE ONLY



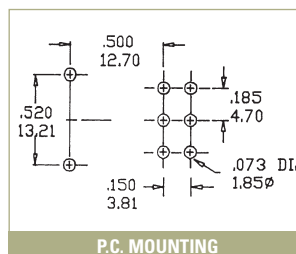
P.C. MOUNTING

M6

DPDT



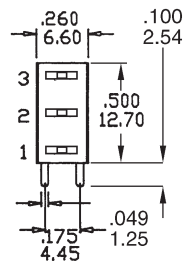
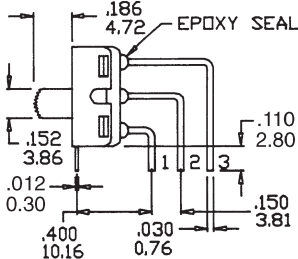
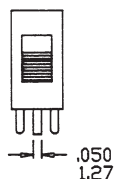
TERM. NOS. FOR REFERENCE ONLY



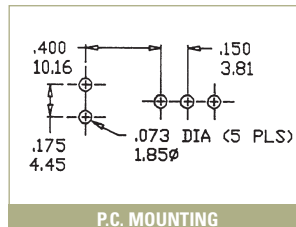
P.C. MOUNTING

M7

SPDT



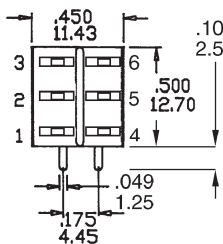
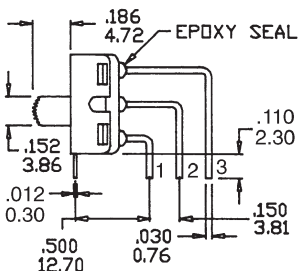
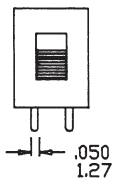
TERM. NOS. FOR REFERENCE ONLY



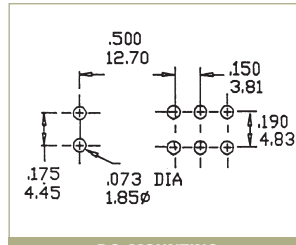
P.C. MOUNTING

M7

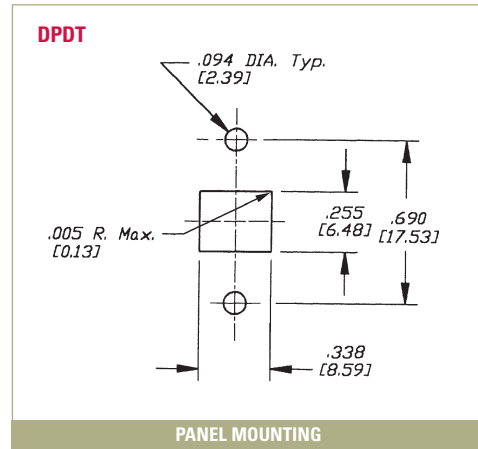
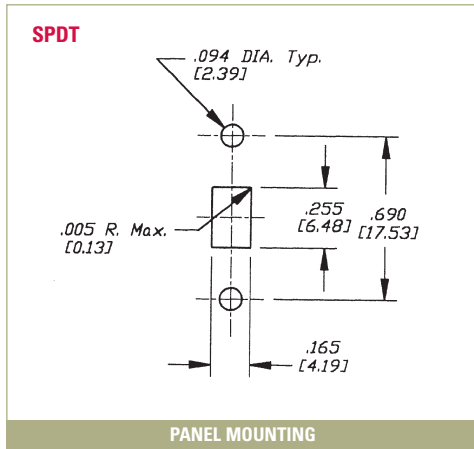
DPDT



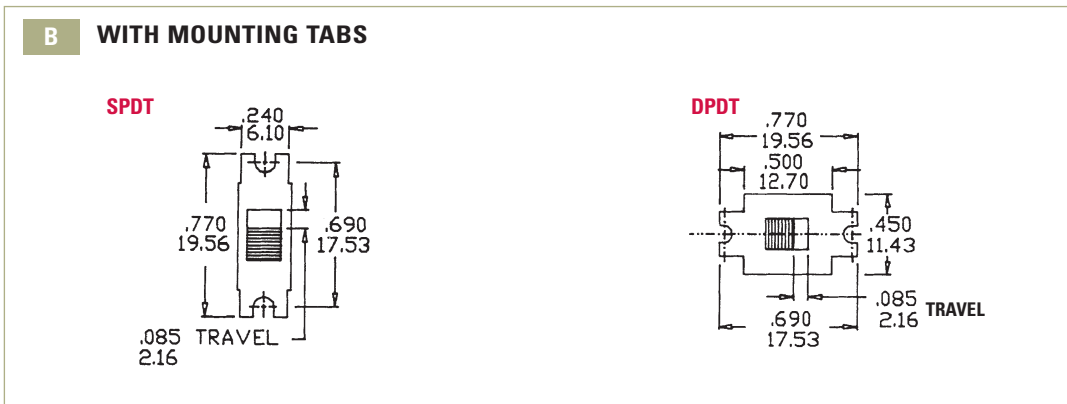
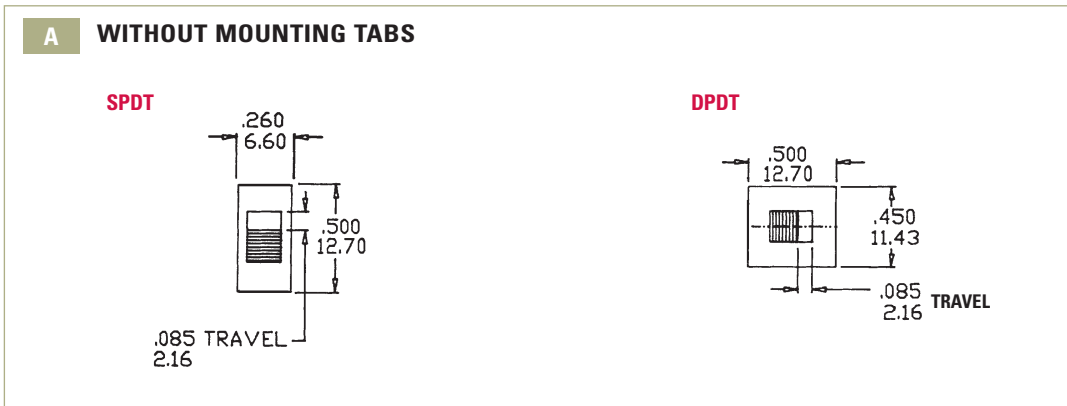
TERM. NOS. FOR REFERENCE ONLY



P.C. MOUNTING



MOUNTING TABS



CONTACT MATERIAL OPTIONS

| | |
|-----------------|-------------------------------------------------------------------------------------|
| Q | |
| Fixed Terminal: | Silver plated copper alloy |
| Moving Contact: | Silver plated copper alloy |
| Rating: | 5 Amps with resistive load @ 120VAC or 28VDC 2 Amps with resistive load @ 250VAC |

| | |
|-----------------|------------------------------------------------|
| R | |
| Fixed Terminal: | Copper alloy with gold plate over nickel plate |
| Moving Contact: | Copper alloy with gold plate over nickel plate |
| Rating: | 0.4 Volt-Amps (VA) max. @ 20V max. (AC or DC) |