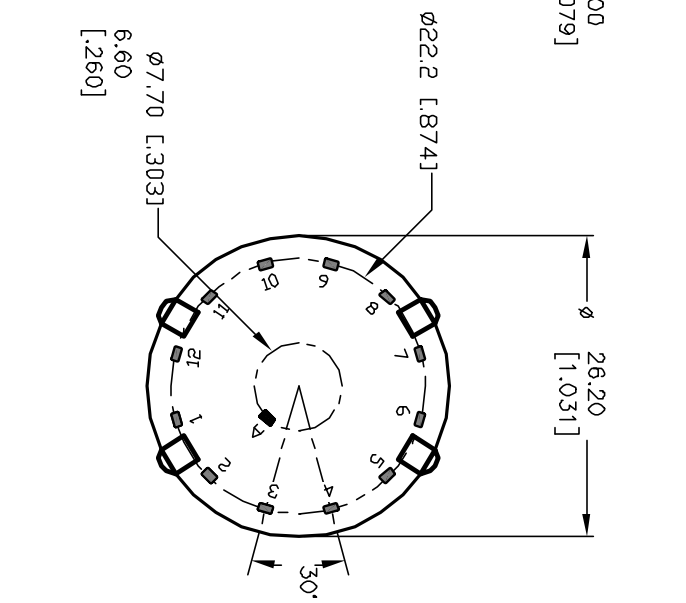
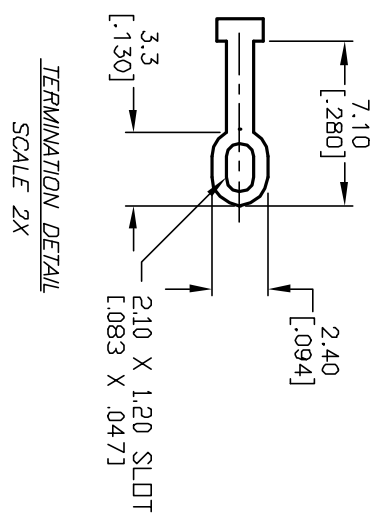
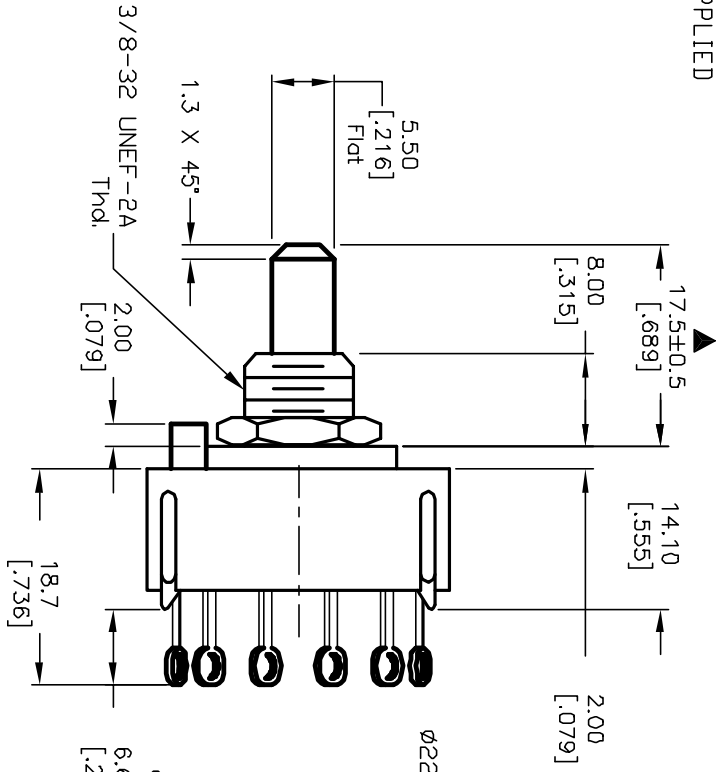
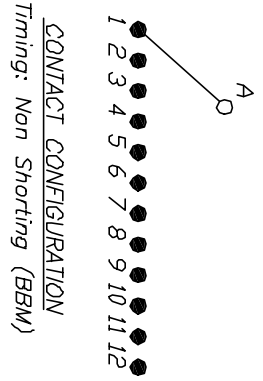
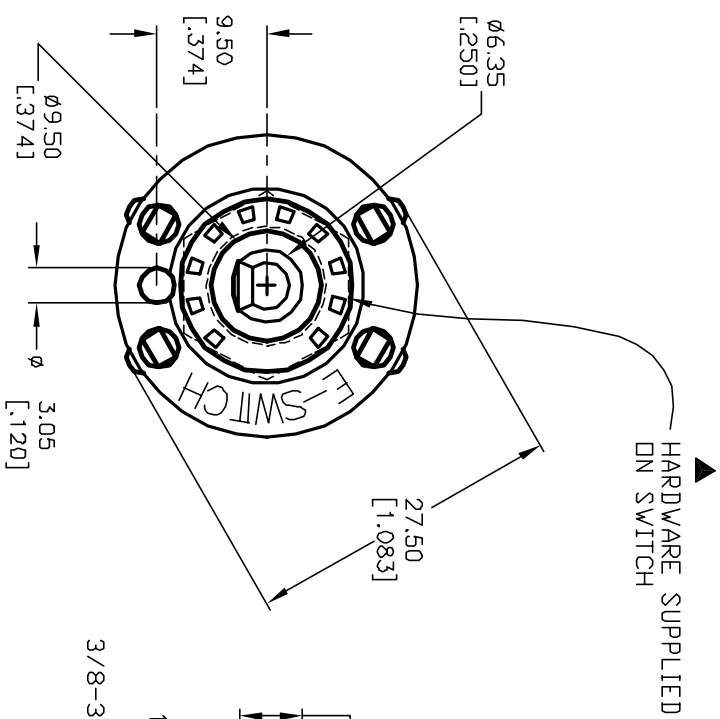


NOTES:

1. ALL DIMENSION IN MM [INCH]
2. GENERAL TOLERANCE: X.X=±0.4
X.XX=±0.25
3. TERM. NOS. FOR REF. ONLY
4. CONTACT RATING SWITCHING: 150mA, 250V AC/DC
350mA, 110V AC/DC
5. CONTACT MATERIAL: GOLD FLASH over Silver Plate
OVER COPPER ALLOY
6. OPERATING FORCE: 425±100 CM/STANDARD
7. OPERATING TEMP: -30° to 85°C
8. CIRCUIT DP: 12 POSITIONS, 30° INDEX.
9. DIELECTRIC STRENGTH: 1000V RMS min.@Sea Level
10. DESIGNATE MAJOR DIMENSIONS
11. HARDWARE SUPPLIED ON SWITCH - SEE BELOW
STOPRING, LOCKWASHER, & HEXNUT



C	12831	REVISED NOTE 11	3/3/03	CJB	TITLE			SCALE	DATE	DR	DWG	REV
B	12238	REV PART DESC. PER CATALOG	6/13/02	CJB	KC-52-A (9.5mm)-01-N-L-F			1.5:1	4/16/02	CJB	G510241	C
A	12072	RELEASED FOR PRODUCTION	4/16/02	CJB								
REV.	ECN No.	DESCRIPTION	DATE	CHKD								

THE INFORMATION CONTAINED IN THIS DOCUMENT IS PROPRIETARY TO E-SWITCH AND IS NOT TO BE COPIED OR TRANSFERRED

E-SWITCH®