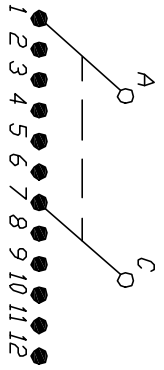
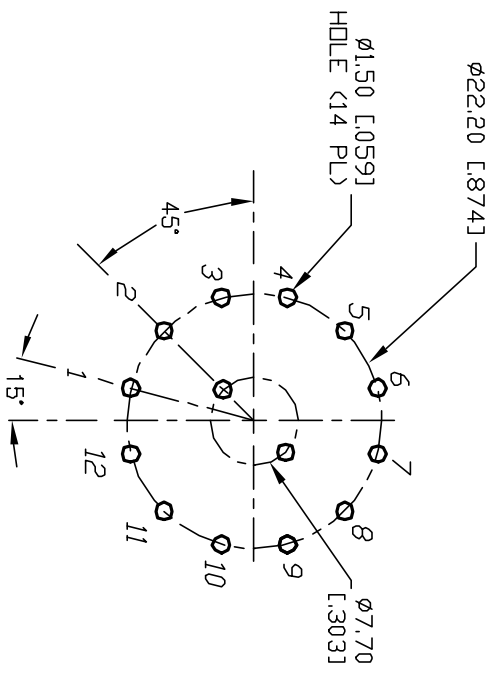


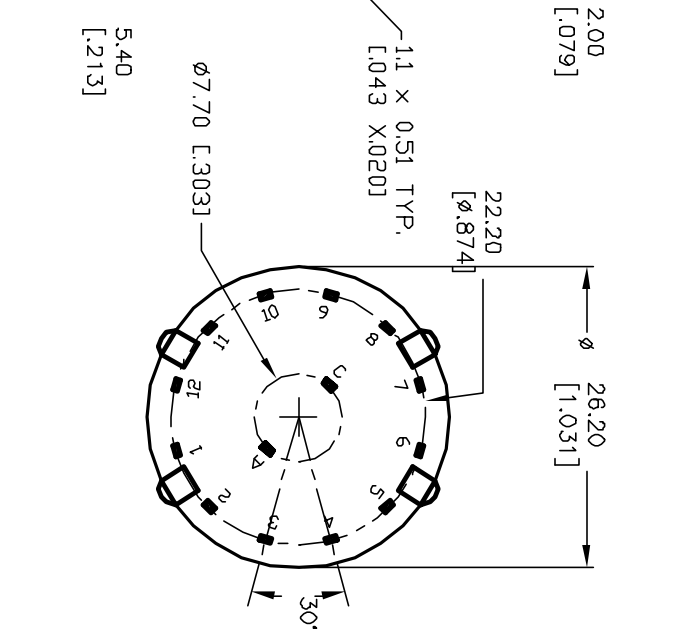
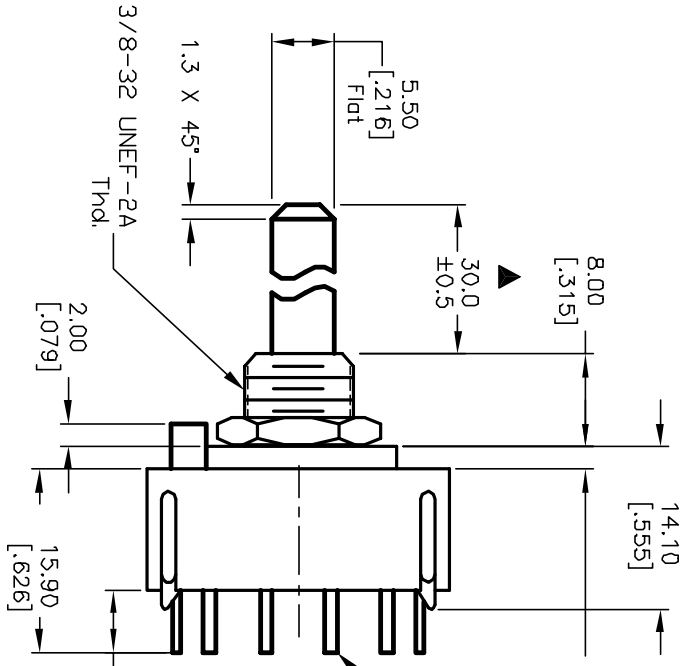
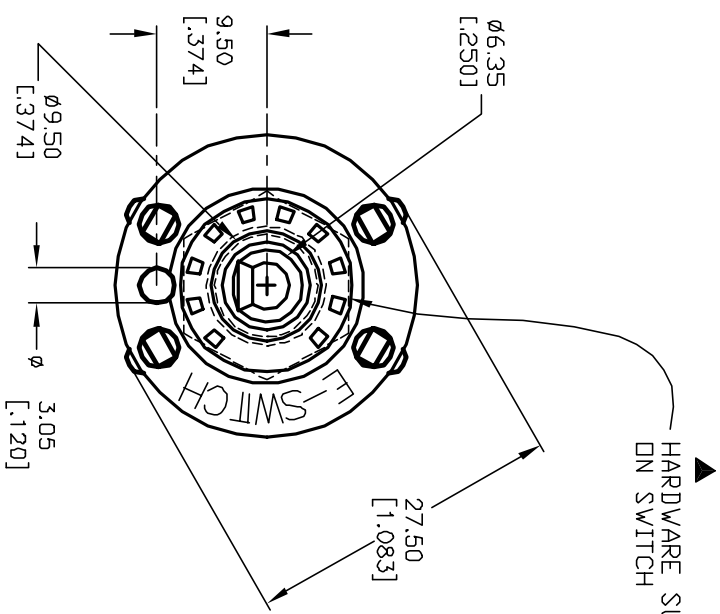
- NOTES:
1. ALL DIMENSION IN MM [INCH]
 2. GENERAL TOLERANCE: X.X=±0.4
X.XX=±0.25
 3. TERM. NOS. FOR REF. ONLY
 4. CONTACT RATING SWITCHING: 150mA, 250V AC/DC
350mA, 110V AC/DC
 5. OPERATING FORCE: 425±100 CM/STANDARD
 6. CONTACT MATERIAL: GOLD FLASH (AU FLASH OVER
1 MICRON AG OVER 2 Micron Ni)
 7. OPERATING TEMP: -30° to 85°C
 8. CIRCUIT DP: 6 POSITIONS, 30° INDEX.
 9. DESIGNATE MAJOR DIMENSIONS
 10. HARDWARE SUPPLIED ON SWITCH - SEE BELOW
STOPRING, LOCKWASHER, & HEXNUT



CONTACT CONFIGURATION
Timing: NON-SHORTING



RECOMMENDED P.C.B. LAYOUT



B		12821	REV DESC/ NEW CATALOG	3/5/03	CJB	TITLE	SCALE	DATE	DR	DWG	REV
A		11276	RELEASED FOR PRODUCTION	3/2/01	CJB	KC-26-A-(30.0mm)01-N-P-F	1.5:1	3/2/01	CJB	G510449	B
REV.		ECN No.	DESCRIPTION	DATE	CHKD						

THE INFORMATION CONTAINED IN THIS DOCUMENT IS PROPRIETARY TO E-SWITCH AND IS NOT TO BE COPIED OR TRANSFERRED

E-SWITCH®