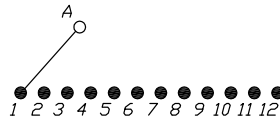
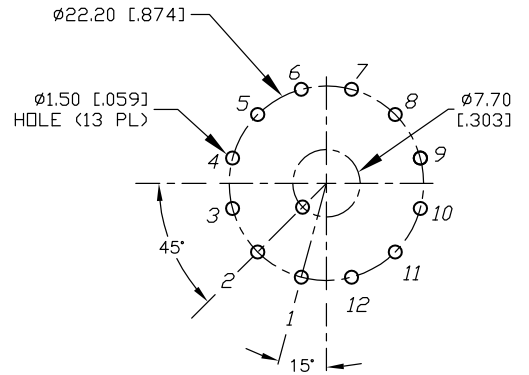


NOTES:

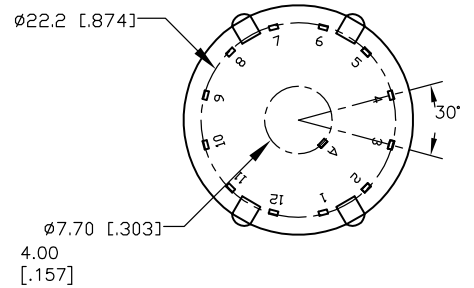
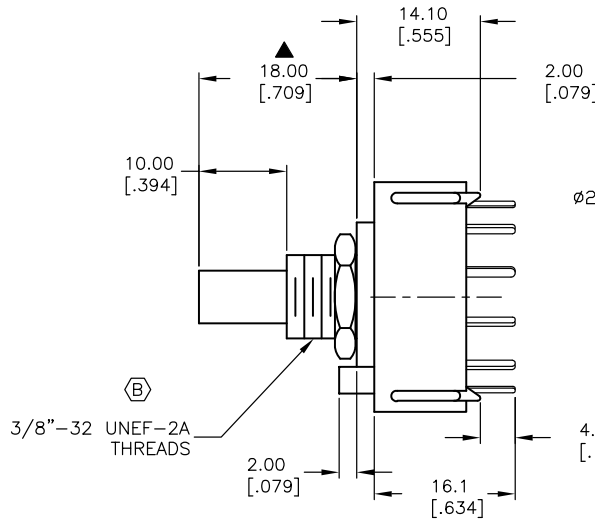
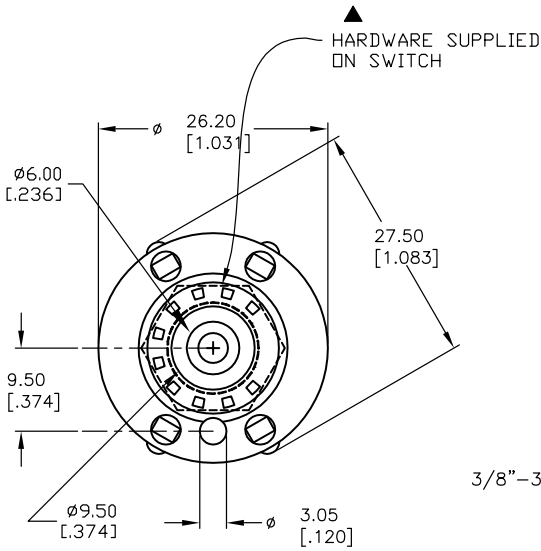
1. ALL DIMENSION IN MM [INCH]
2. GENERAL TOLERANCE: X.X=±0.4
X.XX=±0.25
3. TERM. NOS. FOR REF. ONLY
4. CONTACT RATING SWITCHING: 150mA, 250V AC/DC
350mA, 110V AC/DC
5. CONTACT RATING (NON-SWITCHING) 5A
6. OPERATING FORCE: 425±100 CM/STANDARD
7. OPERATING TEMP: -30° to 85°C
- ▲ 8. CIRCUIT SP: 12 POSITIONS, 30° INDEX.
9. DIELECTRIC STRENGTH 1000V RMS min. @ SEA LEVEL
10. ▲ DENOTES CRITICAL PARAMETER.
11. HARDWARE SUPPLIED ON SWITCH- SEE BELOW
STOP RING, LOCKWASHER, & HEXNUT



CONTACT CONFIGURATION (BBM)



RECOMMENDED P.C.B. LAYOUT



B	13486	THREADS WERE M10 X 0.75	9/24/03	AR
A	13470	RELEASED FOR PRODUCTION	9/18/03	AR
REV.	ECN No.	DESCRIPTION	DATE	CHKD

THE INFORMATION CONTAINED IN THIS DOCUMENT IS PROPRIETARY TO E-SWITCH AND IS NOT TO BE COPIED OR TRANSFERRED

E-SWITCH®				
TITLE KC52B10.001NPS				
SCALE	DATE	DR	DWG	REV
1.5:1	9/18/03	AR	G510253	B