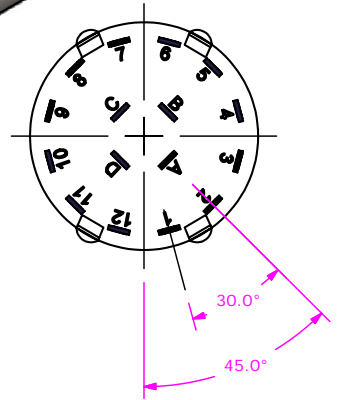
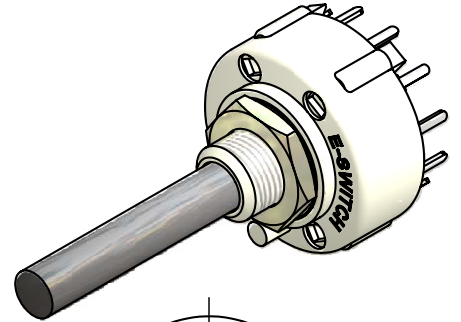
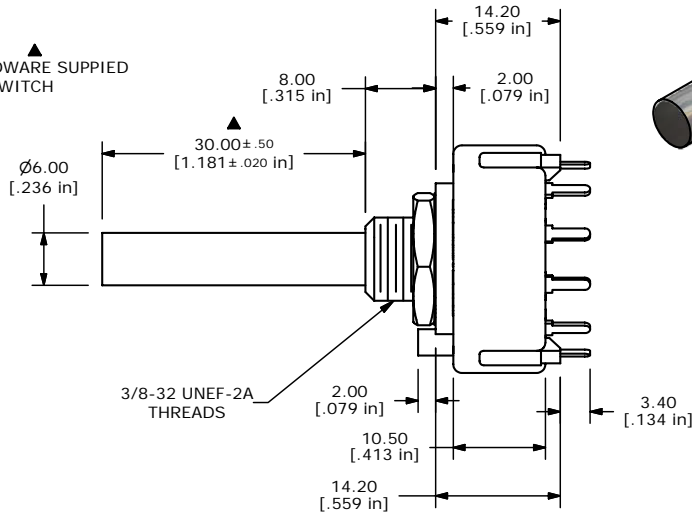
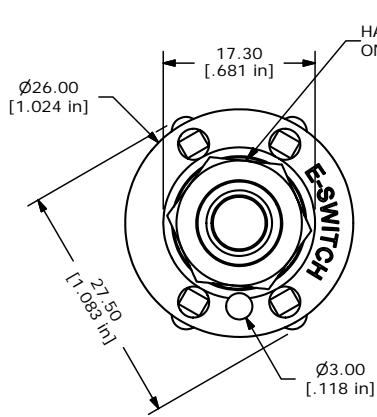
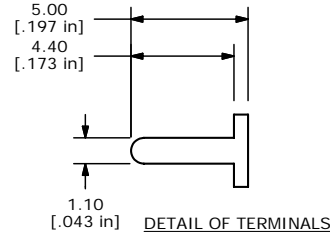


CONTACT CONFIGURATION
TIMING (BBM) NON-SHORTING



- NOTE:
1. ALL DIMENSIONS IN MM[INCH].
 2. GENERAL TOLERANCE: X.X=±0.4
X.XX=±0.25
 3. TERM. NOS. FOR REFERENCE ONLY.
 4. CONTACT MATERIAL: SILVER
 5. CONTACT RATING: 150MILLIAMPS, 250VAC/DC
350MILLIAMPS, 110VAC/DC
 6. TIMING: NON-SHORTING
 7. OPERATING FORCE 425±100CM/STANDARD
 8. OPERATING TEMP: -30°C TO 85°C
 - ▲9. CIRCUIT SP: 3 POSITION 30° INDEX.
 10. DIELECTRIC STRENGTH: 1000V RMS MIN.@ SEA LEVEL.
 - ▲11. HARDWARE SUPPLIED ON SWITCH:
LOCKWASHER, HEXNUT, LOCK RING
 12. ▲ DENOTES CRITICAL PARAMETER.
 13. 2002/95/EC (ROHS) COMPLIANT



E-SWITCH®

B	16778	FIXED CONTACT CONFIGURATION	12/20/06	TN
A	16752	RELEASED FOR PRODUCTION	12/14/06	TN
REV	PCR NO	DESCRIPTION	DATE	BY

TITLE KC43B30.001NPS				
SCALE 1.5:1	DATE 12/20/2006	DR TN	DWG G510281	REV B

THE INFORMATION CONTAINED IN THIS DOCUMENT IS PROPRIETARY TO E-SWITCH AND IS NOT TO BE COPIED OR TRANSFERRED