

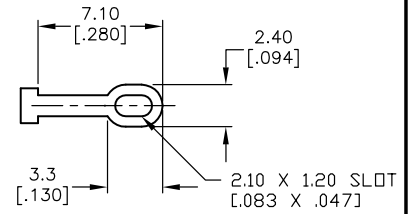
SHEET OF

NOTES:

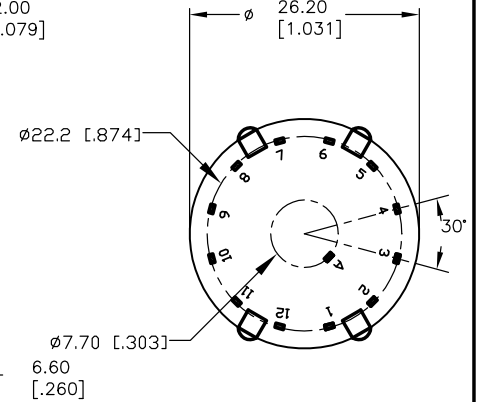
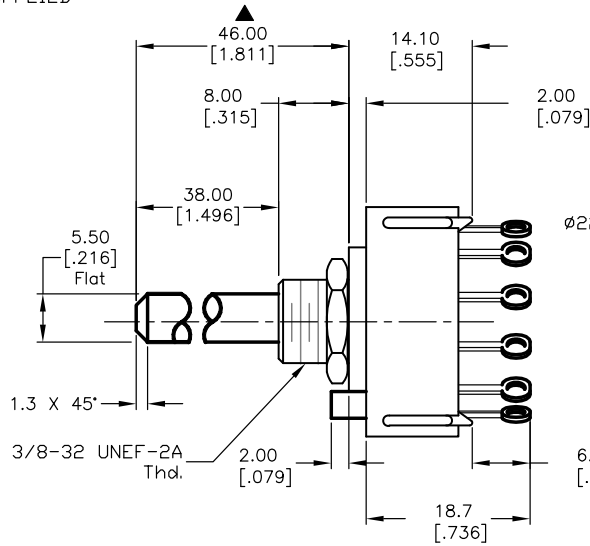
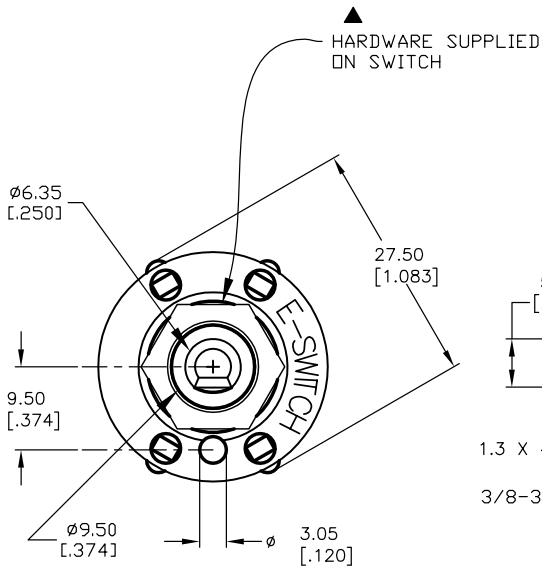
1. ALL DIMENSION IN MM [INCH]
2. GENERAL TOLERANCE: X.X=±0.4
X.XX=±0.25
3. TERM. NOS. FOR REF. ONLY
4. CONTACT RATING SWITCHING: 150mA, 250V AC/DC
350mA, 110V AC/DC
5. OPERATING FORCE: 425±100 CM/STANDARD
6. OPERATING TEMP: -30° to 85°C
- ▲ 7. CIRCUIT SP: 12 POSITIONS, 30° INDEX. NO STOPS
8. DIELECTRIC STRENGTH: 1000V RMS min. @Sea Level
9. ▲ DENOTES CRITICAL PARAMETER.
- ▲ 10. HARDWARE SUPPLIED ON SWITCH- SEE BELOW
LOCKWASHER, & HEX NUT



CONTACT CONFIGURATION
Timing: NON-SHORTING



TERMINATION DETAIL
SCALE 2X



E-SWITCH®

TITLE					KC10A38.001NLS				
SCALE	DATE	DR	DWG	REV					
1.5:1	9/19/03	AR	G527525	A					

REV.	ECN No.	DESCRIPTION	DATE	CHKD
A	13475	RELEASED FOR PRODUCTION	9/19/03	AR

THE INFORMATION CONTAINED IN THIS DOCUMENT IS PROPRIETARY TO E-SWITCH AND IS NOT TO BE COPIED OR TRANSFERRED