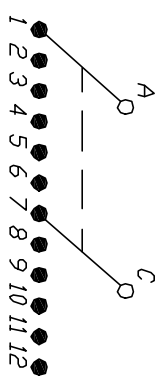
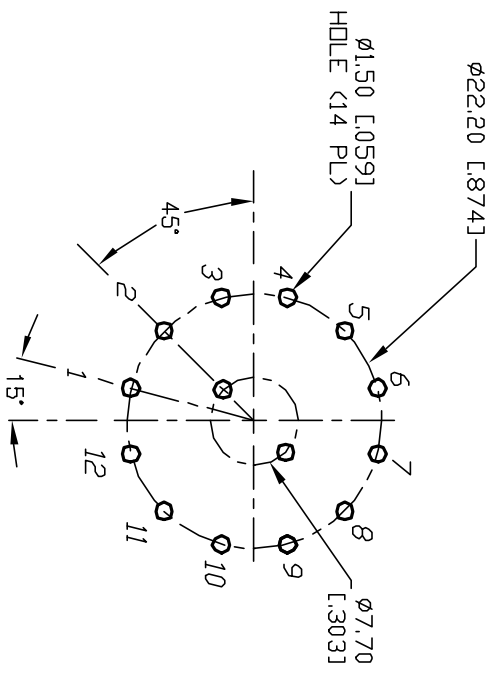


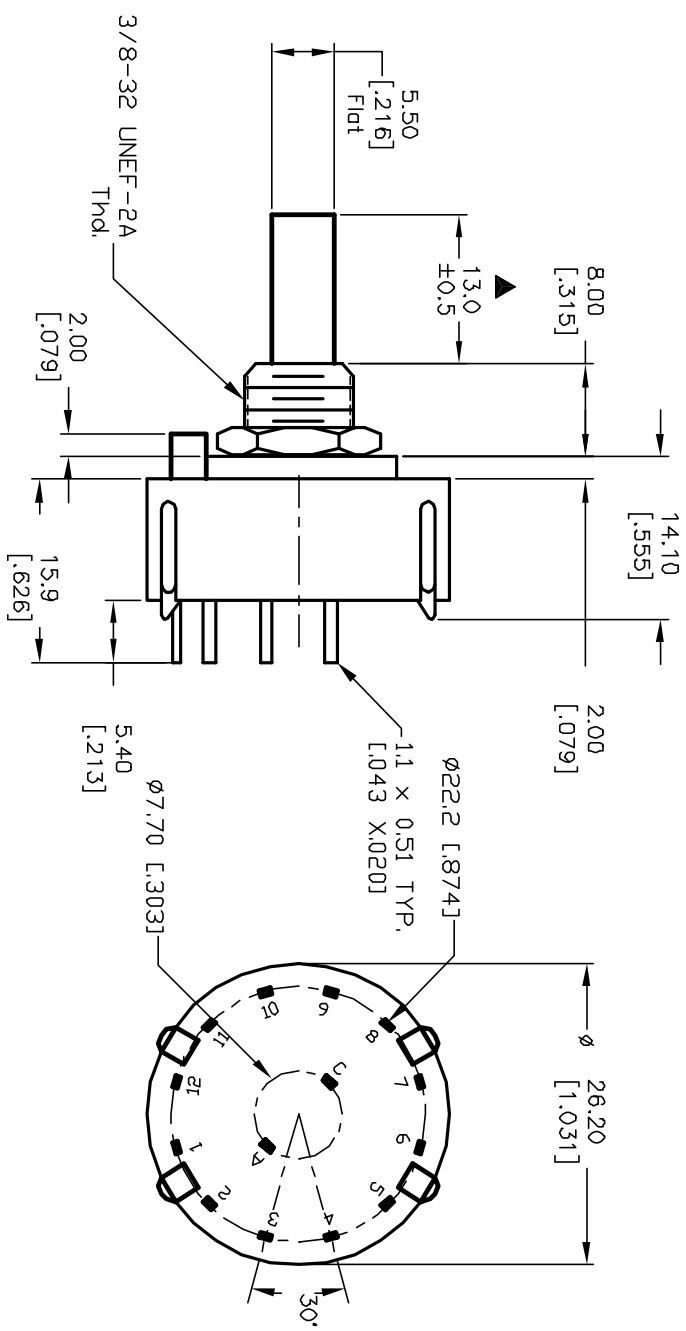
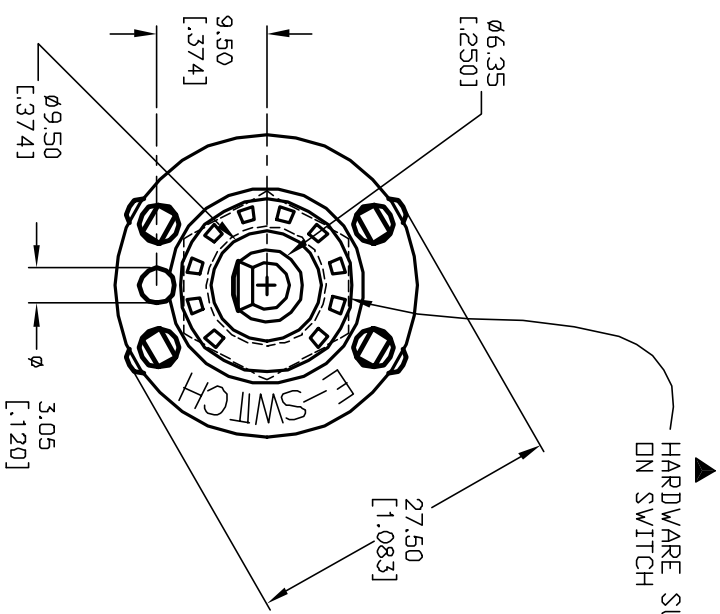
- NOTES:
1. ALL DIMENSION IN MM [INCH]
  2. GENERAL TOLERANCE: X.X=±0.4  
X.XX=±0.25
  3. TERM. NOS. FOR REF. ONLY
  4. CONTACT RATING SWITCHING: 150mA, 250V AC/DC  
350mA, 110V AC/DC
  5. OPERATING FORCE: 425±100 CM/STANDARD
  6. OPERATING TEMP: -30° to 85°C
  7. CIRCUIT DP: 6 POSITIONS, 30° INDEX.
  8. DIELECTRIC STRENGTH: 1000V RMS min. @SEA LEVEL
  9. DESIGNATE MAJOR DIMENSIONS
  10. HARDWARE SUPPLIED ON SWITCH- SEE BELOW  
STOPPING, LOCKWASHER, & HEXNUT



CONTACT CONFIGURATION  
TIMING: NON-SHORTING (BBM)



RECOMMENDED P.C.B. LAYOUT



**E-SWITCH®**

B	12821	REVISED NOTE 10	3/5/03	CJB
A	12361	RELEASED FOR PRODUCTION	8/12/02	CJB
REV.	ECN No.	DESCRIPTION	DATE	CHKD

SCALE	DATE	DR	DWG	REV
1.5:1	8/12/02	CJB	G510451	B
TITLE	KC-26-A-(13.0mm) 01-N-P-S			

THE INFORMATION CONTAINED IN THIS DOCUMENT IS PROPRIETARY TO E-SWITCH AND IS NOT TO BE COPIED OR TRANSFERRED