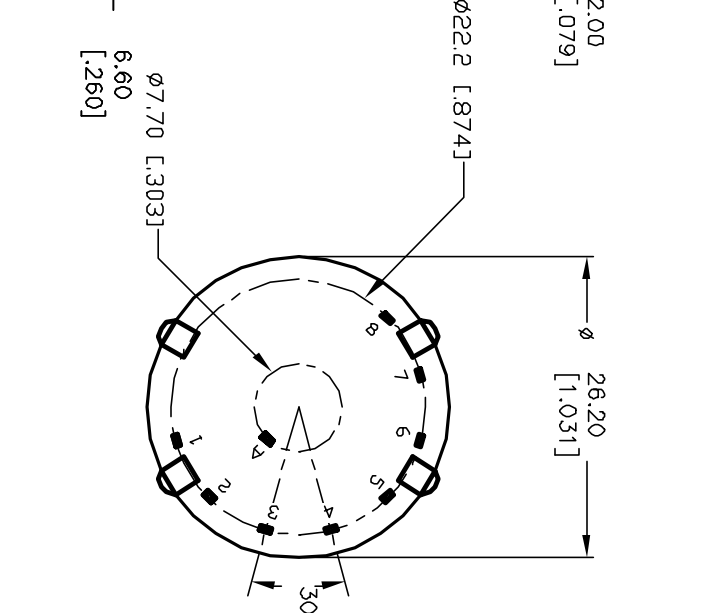
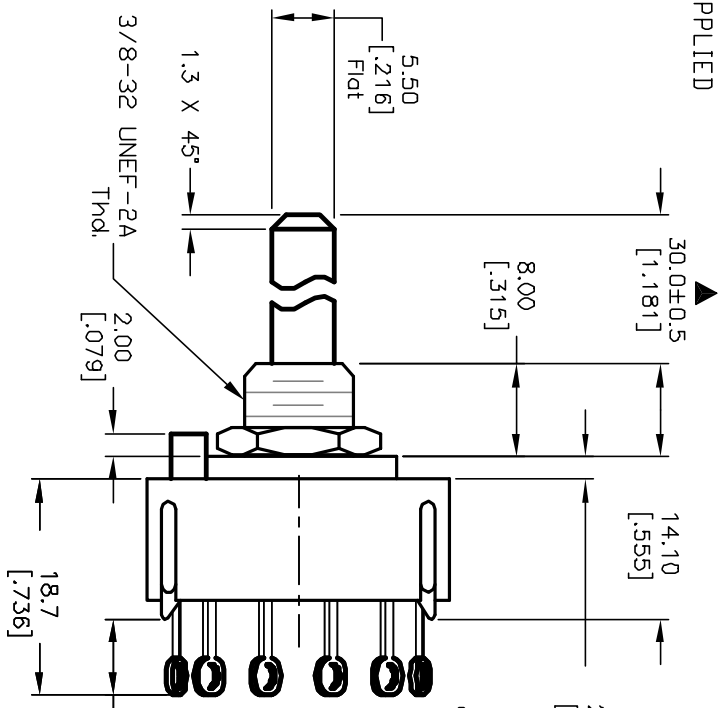
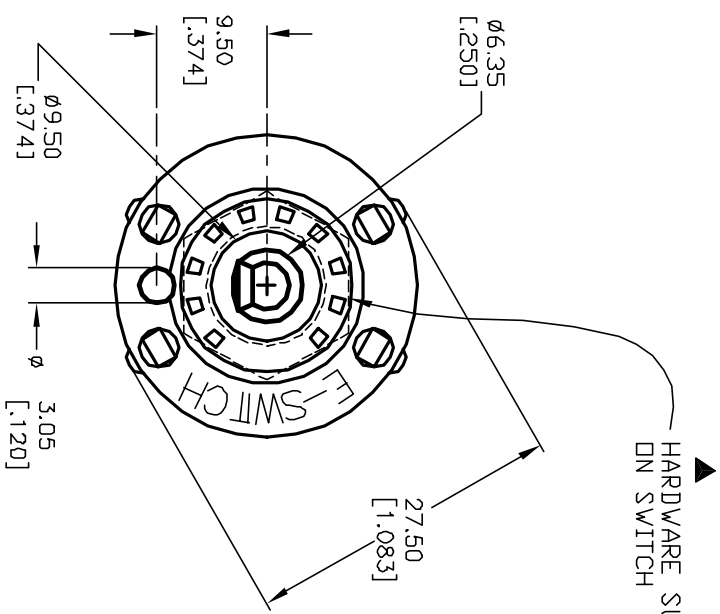
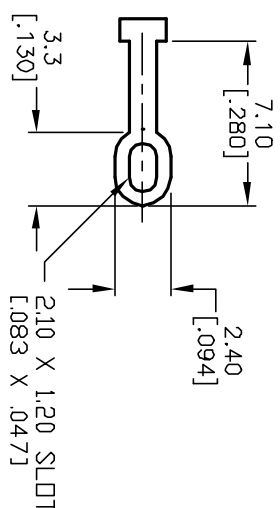
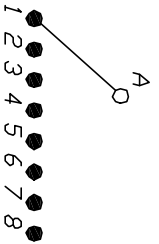


- NOTES:
1. ALL DIMENSION IN MM [INCH]
 2. GENERAL TOLERANCE: X.X=±0.4
X.XX=±0.25
 3. TERM. NOS. FOR REF. ONLY
 4. CONTACT RATING SWITCHING: 150mA, 250V AC/DC
350mA, 110V AC/DC
 5. OPERATING FORCE: 425±100 CM/STANDARD
 6. OPERATING TEMP: -30° to 85°C
 7. CIRCUIT SP: 8 POSITIONS, 30° INDEX.
 8. DIELECTRIC STRENGTH: 1000V RMS min.@Sea Level
 9. DESIGNATE MAJOR DIMENSIONS
 10. TIMING: BBM (Non-Shorting) Break Before Make.
 11. HARDWARE SUPPLIED ON SWITCH— SEE BELOW
STOP RING, LOCKWASHER, & HEXNUT



E-SWITCH®			
TITLE		KC-18-A-(30.0mm) 01-N-L-S	
B	12821	REV DESC PER NEW CATALOG	2/28/03 CJB
A	11512	RELEASED FOR PRODUCTION	5/30/01 CJB
REV. ECN No.		DESCRIPTION	DATE
THE INFORMATION CONTAINED IN THIS DOCUMENT IS PROPRIETARY TO E-SWITCH AND IS NOT TO BE COPIED OR TRANSFERRED		CHKD	SCALE
			1.5:1
		DATE	5/30/01
		DR	CJB
		DWG	G530160
		REV	B