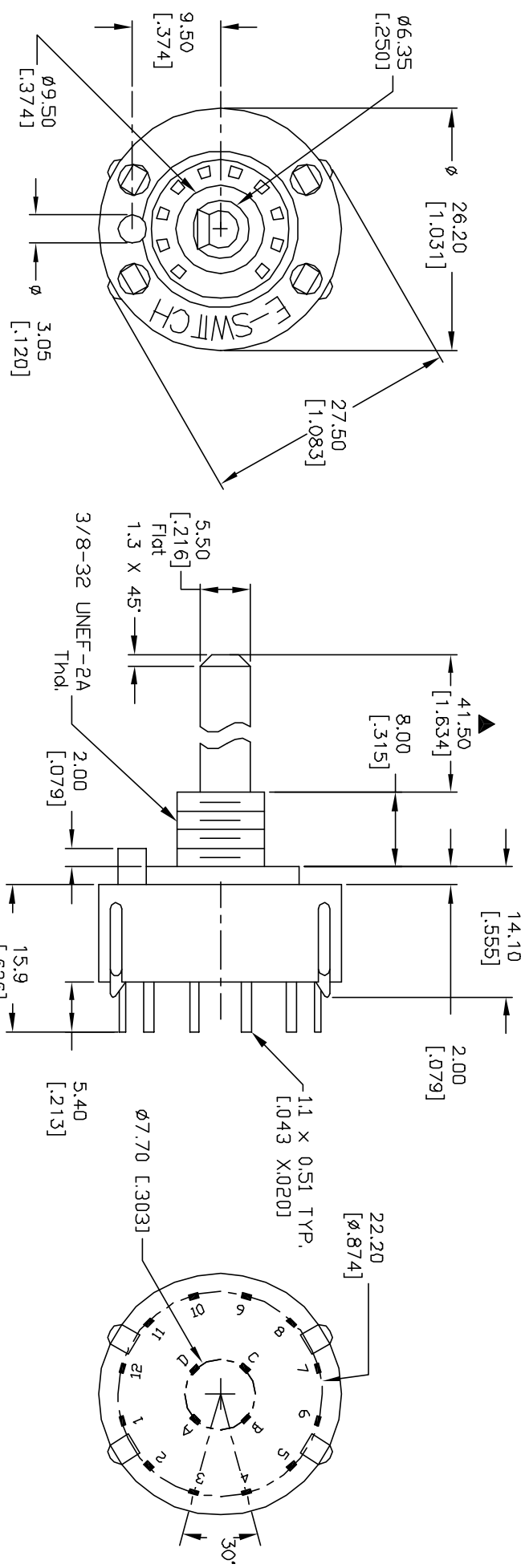
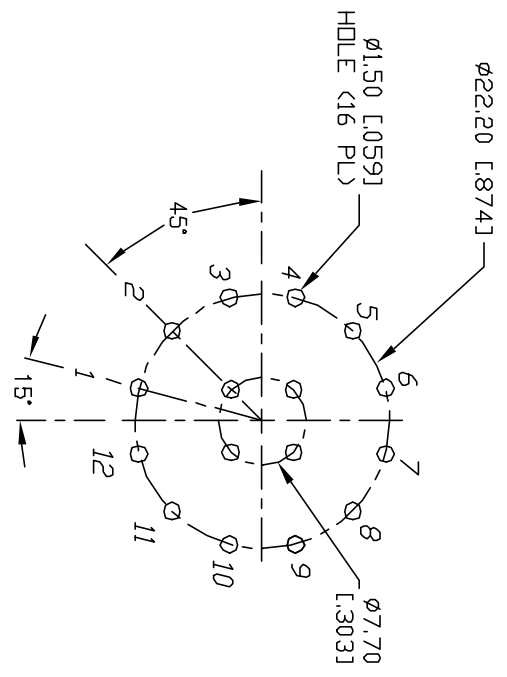
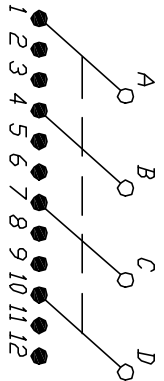


NOTES:

1. ALL DIMENSION IN MM [INCH]
2. GENERAL TOLERANCE: X.X=±0.4
X.XX=±0.25
3. TERM. NOS. FOR REF. ONLY
4. CONTACT RATING SWITCHING: 150mA, 250V AC/DC
350mA, 110V AC/DC
5. OPERATING FORCE: 425±100 CM/STANDARD
6. OPERATING TEMP: -30° to 85°C
7. CIRCUIT 3Pole: 4 POSITIONS (CONT' ROTATION), 30° INDEX.
8. DIELECTRIC STRENGTH: 1000V RSM@ SEA LEVEL.
9. DESIGNATE MAJOR DIMENSIONS
10. STOP RING, LOCK NUT AND WASHER NOT SHOWN.



E-SWITCH®

KC-30-A(42SH) 01-N-P-S

REV.	ECN No.	DESCRIPTION	DATE	CHKD	SCALE	DATE	DR	DWG	REV
A	11516	RELEASED FOR PRODUCTION	5/29/01	CJB	1.5:1	5/29/01	CJB	G527540	A
THE INFORMATION CONTAINED IN THIS DOCUMENT IS PROPRIETARY TO E-SWITCH AND IS NOT TO BE COPIED OR TRANSFERRED									