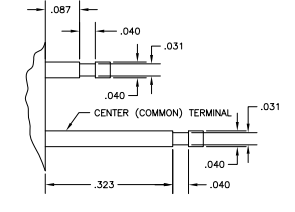


P.C MOUNTING DIMENSIONS



TYPICAL TERMINAL DETAIL

- NOTES:
1. ALL MATERIALS AND FINISHES SHALL COMPLY WITH EU DIRECTIVE 2002 /95/EC OF 27JAN2003(RoHS).
 2. CONTACT TIMING IS NON-SORTING.

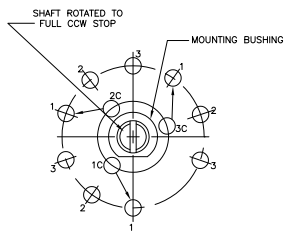
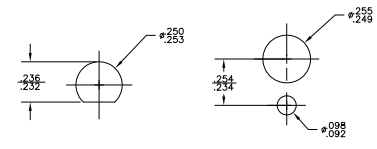


DIAGRAM LOOKING AT SHAFT END



RECOMMENDED PANEL CUTOUTS TO PREVENT ROTATION

COMPONENT NAME	MATERIALS	
	BASE MATERIAL	FINISH
ROTOR	BRASS	NICKEL
ROTOR	EVOH RESIN, NATURAL, UL94HB	
CASE	DMP, GREEN, UL94V-0	
ACTUATOR TIP	POLYAMIDE, NATURAL, UL94HB	
FRAME	ALUMINUM	
MOUNTING SLEEVE	ZINC ALLOY	ZINC
SHAFT	BRASS	NICKEL
SPRING	MUSIC WIRE	OIL TREATED
CONTACT SPRING	MUSIC WIRE	OIL TREATED
COMMON	SILVER	
STOP RING	SPRING STEEL	ZINC
STOPPER	STEEL	ZINC
HEX NUT	BRASS	NICKEL
LOCATING RING	STEEL	ZINC
LOCK WASHER	STEEL	ZINC
MOVABLE CONTACT ARM	SILVER	GOLD
COMMON TERMINAL	BRASS	GOLD
CONTACTS	AgCuZn ALLOY	GOLD OVER NICKEL
STEEL BALL	STEEL	
LABEL	TETRON FILM	

SPECIFICATIONS	
RATING	.5A @ 125VAC or 28VDC, RESISTIVE
INITIAL CONTACT RESISTANCE	10 milliohms MAX @ 1A, 2-4 VDC
INITIAL INSULATION RESISTANCE	100 megohms min, TERMINAL TO TERMINAL, TERMINAL TO FRAME
INITIAL DIELECTRIC WITHSTANDING VOLTAGE	1000 VAC, (50-60HZ) FOR 1 min BETWEEN TERMINAL AND GROUND
DURABILITY	10,000 cycles min AT RATED CURRENT, 5-10 cycles per min.
OPERATING FORCE	14 IN OZ MAX. TORQUE

MRC33S04	1825500-1
ALCO P/N	TYCO P/N

THIS DRAWING IS A CONTROLLED DOCUMENT. SEE TABLE FOR REVISIONS.

DESIGNER	DATE	REV	DESCRIPTION

Customer Drawing: A100779 (G) 1825500

Part Name: ROTARY SWITCH WITH KNOB, 3 POLE, 2-3 POSITIONS, ADJUSTABLE

Scale: 4:1