

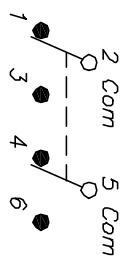
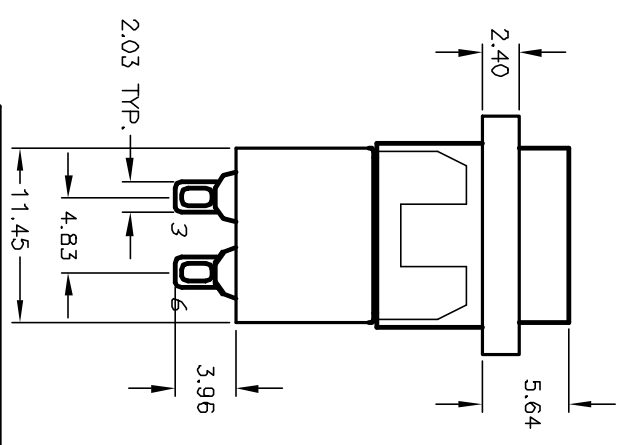
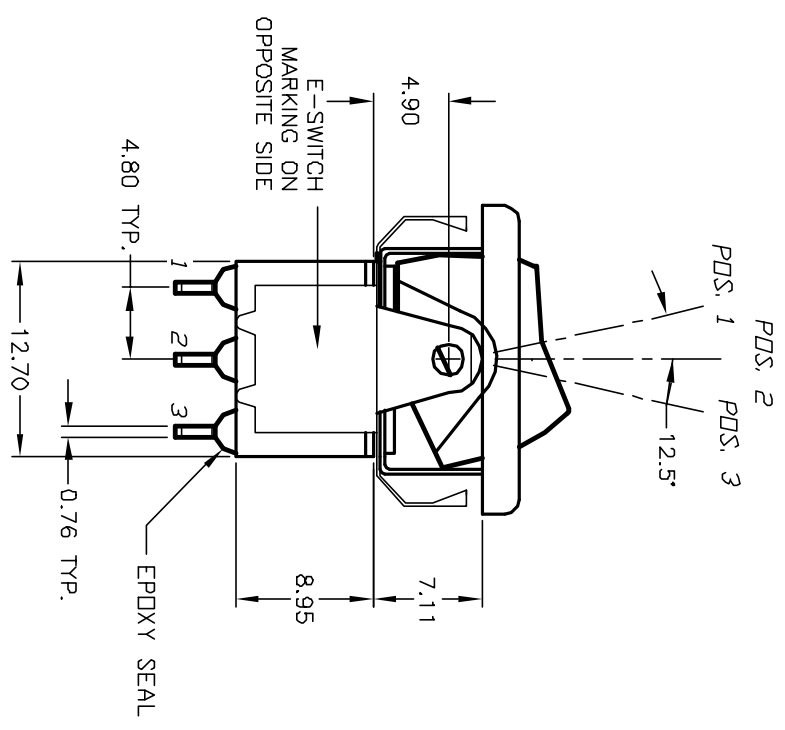
BLACK BEZEL

RECOMMENDED PANEL MOUNTING

PANEL THICKNESS

1.52 TO 3.18

* DIMENSION IS 15.75/15.88 FOR PANEL THICKNESS BETWEEN 1.52mm TO 3.18mm



CIRCUIT: DPDT

SWITCH FUNCTION		
PDS: 1	PDS: 2	PDS: 3
DN	NONE	DN
2-3,5-6	OPEN	2-1,5-4

NOTES:

1. ALL DIMENSIONS IN MM [INCH]
2. GENERAL TOLERANCE: X.X=±0.4 X.XX=±0.25
3. TERM. NOS. FOR REF. ONLY
4. RATING: 5A @120VAC OR 28VDC 2A @250VAC
5. MATERIAL: FIXED TERMINAL & MOVING CONTACT
Copper Alloy w/Silver Plate
6. CONTACT RESISTANCE: 10mILLI Ohms max initial @2-4VDC, 100mA for AG & AU
7. ELECTRICAL LIFE: 50,000 make-and-break cycles at full load.
8. INSULATION RESISTANCE: 1,000M ohm min.
9. DIELECTRIC STRENGTH: 1000V RMS @sea level
10. OPERATING TEMP.: -30°C to 85°C

E-SWITCH®

C	12120	DIMENSION WAS 20.10	5/6/02	CB
B	12006	REVISED AND REDRAWN	3/20/02	CB
REV.	ECN No.	DESCRIPTION	DATE	CHKD

TITLE		SCALE	DATE	DR	DWG	REV
300 DP-1 R6 WHT M1 Q E BLK		2:1	3/20/02	CB	T321060	C

THE INFORMATION CONTAINED IN THIS DOCUMENT IS PROPRIETARY TO E-SWITCH AND IS NOT TO BE COPIED OR TRANSMITTED