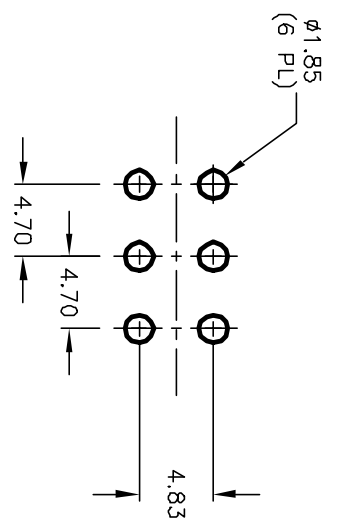
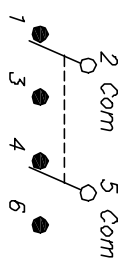
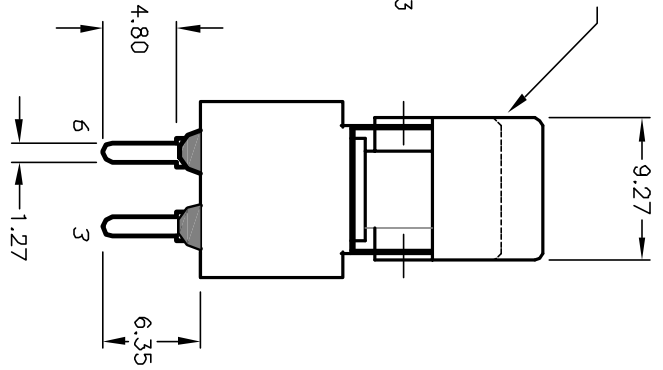
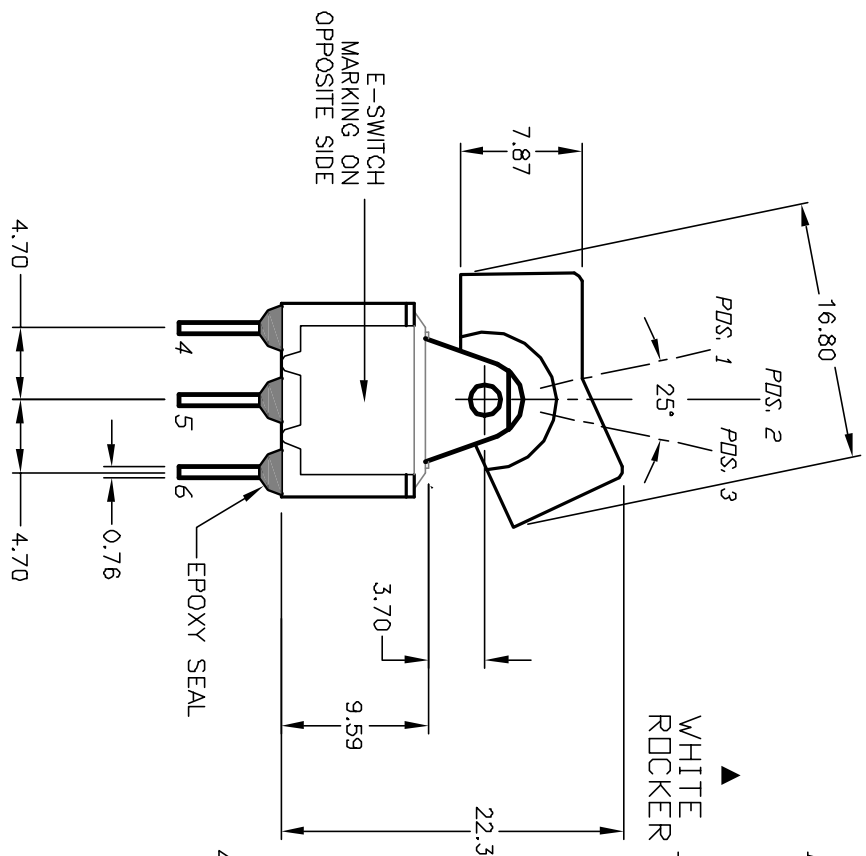


*BOTTOM VIEW
BRACKET CROPPED
FOR CLARITY*



RECOMMENDED PANEL MOUNTING



CIRCUIT: DPDT

SWITCH FUNCTION		
PDS. 1	PDS. 2	PDS. 3
DN	NONE	DN
2-3,5-6	OPEN	2-1,5-4

NOTES:

1. ALL DIMENSIONS IN MM
2. GENERAL TOLERANCE: X.X=±0.4
X.XX=±0.25
3. TERM. NOS. FOR REF. ONLY
4. RATING: 0.4(VA) @20V max (AC or DC)
5. MATERIAL: FIXED TERMINAL & MOVING CONTACT
Copper Alloy w/Gold plate over
Nickel plate.
6. CONTACT RESISTANCE: 10mILLI Ohms max initial
@2-4VDC, 100mA for AG & AU
7. ELECTRICAL LIFE: 50,000 make-and-break
cycles at full load.
8. INSULATION RESISTANCE: 1,000M ohm min.
9. DIELECTRIC STRENGTH: 1000V RMS @sea level
10. OPERATING TEMP.: -30°C to 85°C

E-SWITCH®

REV.	ECN No.	DESCRIPTION	DATE	CHKD	TITLE	SCALE	DATE	DR	DWG	REV
A	12324	REVISED AND REDRAWN	7/22/02	CB	300 DP-1 J1 WHT M2 R E (GOLD CONTACTS)	2:1	7/22/02	CB	T321070	A
<p>THE INFORMATION CONTAINED IN THIS DOCUMENT IS PROPRIETARY TO E-SWITCH AND IS NOT TO BE COPIED OR TRANSMITTED</p>										