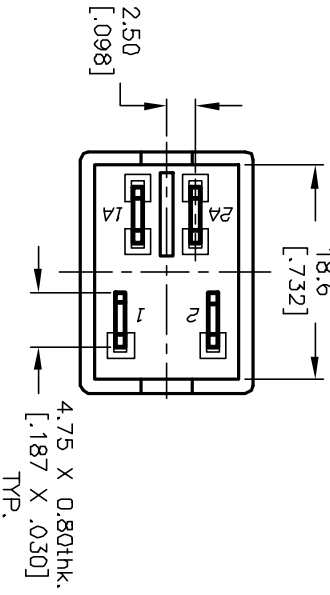
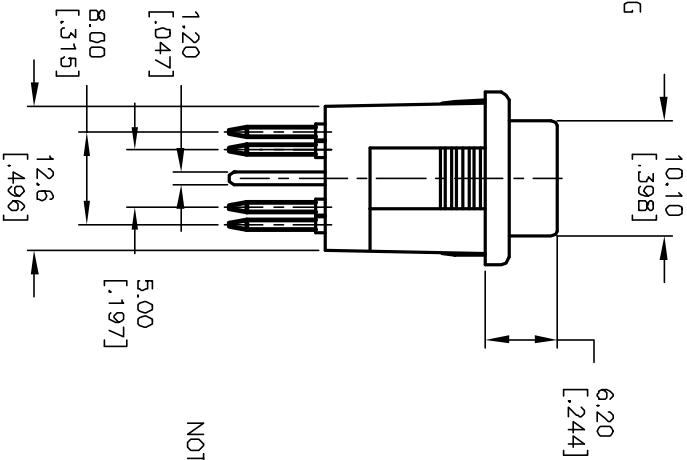
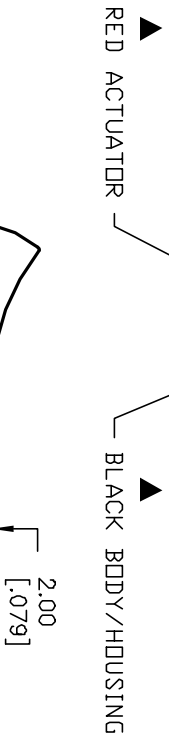
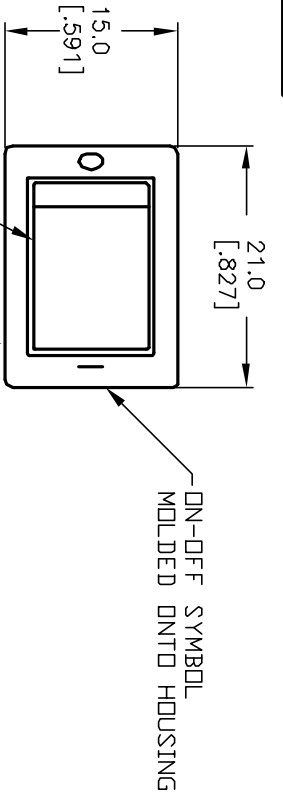
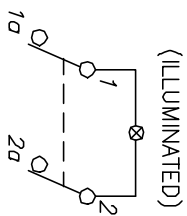


NEON BULB

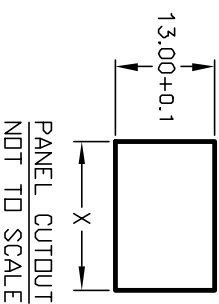
PARAMETERS	SYMBOL	MAX.	UNITS
LAMP VOLTAGE (AC)	V	250	V
STARTUP VOLTAGE	V _s	95	V
CURRENT	I	0.8	mA
SERIES RESISTANCE (<250V)	R	270	OHMS



PANEL THICKNESS	X dimension
0.75-1.25 [0.30-0.49]	19.2-01 [0.7561]
1.25-2.0 [0.49-0.79]	19.4-01 [0.764]
2.0-3.0 [0.79-1.18]	19.8-01 [0.7801]



CIRCUIT: DPST



NOTES:

1. ALL DIMENSIONS IN MM [INCH]
2. GENERAL TOLERANCE: X.X=±0.4
X.XX=±0.25
3. RATING: 6A @250VAC;9A @125VAC (UL, CSA, VDE)
4(1)A @250VAC
4. LAMP VOLTAGE: 250V (NEON BULB)
5. MATERIAL: CONTACT SURFACE: Coin Silver, Silver Plate
TERMINAL: Copper Alloy W/ Silver Plate.
6. CONTACT RESISTANCE: 20mILLIOHMS TYP. INITIAL
7. INSULATION RESISTANCE: 1000MegaOHMS
8. DIELECTRIC STRENGTH: >1500V RMS min. @SEA LEVEL
>3000V RMS @SEA LEVEL
9. MECHANICAL LIFE: 50,000 CYCLES.
10. ELECTRICAL LIFE: 10,000 CYCLES.

E-SWITCH®

R1973B BLK RED EFP2

REV.	ECN No.	DESCRIPTION	DATE	CHKD
A	11330	RELEASED FOR PRODUCTION	10/02/01	CJB

TITLE	SCALE	DATE	DR	DWG	REV
R1973B BLK RED EFP2	1.5:1	10/02/01	CJB	M400031	A

THE INFORMATION CONTAINED IN THIS DOCUMENT IS PROPRIETARY TO E-SWITCH AND IS NOT TO BE COPIED OR TRANSFERRED