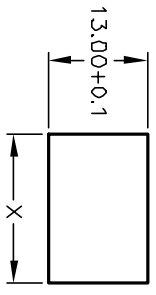
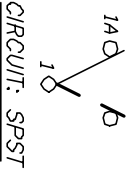


PANEL THICKNESS	X dimension
0.75-1.25 [0.30-.0491]	19.2-01 [7.561]
1.25-2.0 [0.49-.079]	19.4-01 [7.641]
2.0-3.0 [0.79-1.18]	19.8-01 [7.801]



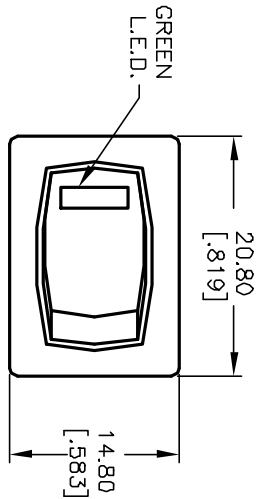
PANEL CUTOUT
NOT TO SCALE

SWITCH FUNCTION	
PDS, 1	PDS, 2
DN	OFF
1-1a	DPEN



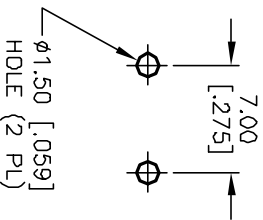
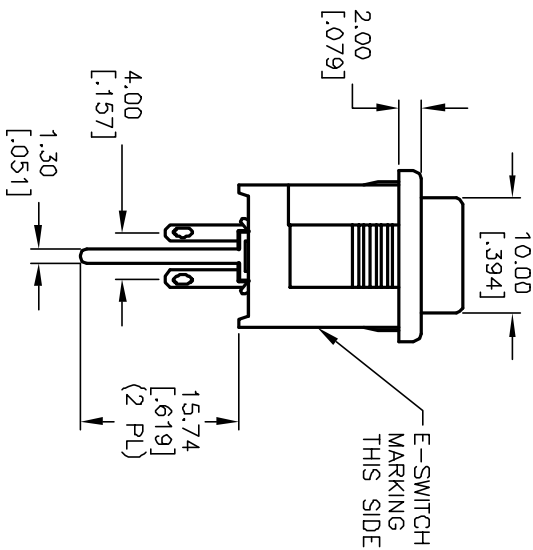
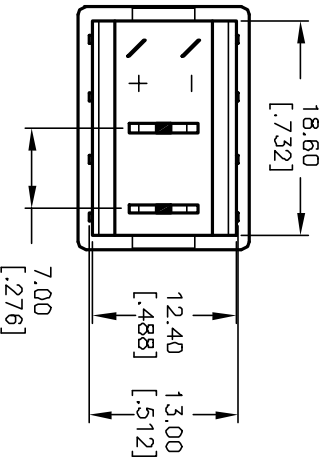
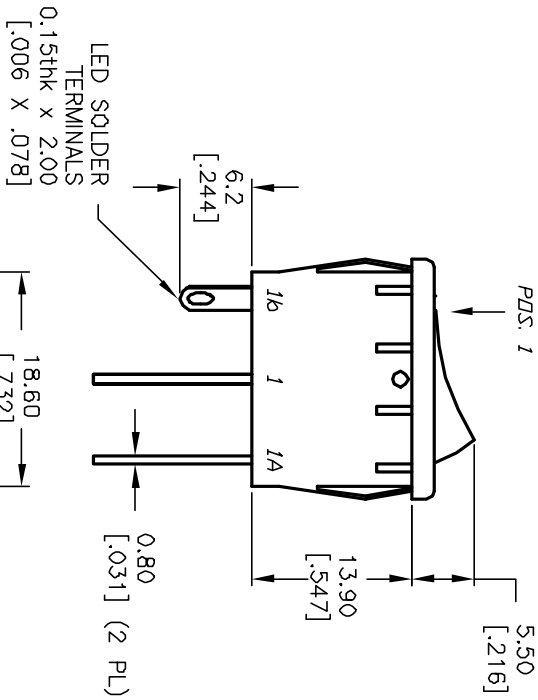
NOTES:

1. ALL DIMENSIONS IN MM [INCH]
2. GENERAL TOLERANCE: X,X=±0.4
X,XX=±0.25
3. TERMINAL NUMBERS FOR REF ONLY
4. RATING: 15A @ 125VAC OR 6A @ 250VAC
5. MATERIALS: (TERMINALS) SILVER PLATED COPPER
(CONTACTS) COIN SILVER, SILVER PLATED.
6. CONTACT RESISTANCE: <20 Mega
7. ELECTRICAL LIFE: 10,000 cycles
8. INSULATION RESISTANCE: >1000 Mega
9. DIELECTRIC STRENGTH: >1500V 1 minute
>3000V between Poles
10. OPERATING TEMP. RANGE: -25°C to +85°C



GREEN L.E.D

PARAMETERS	SYMBOL	MAX.	TYP.	UNITS
POWER DISSIPATION	P_D	80		mW
AVE FORWARD CURRENT	I_{AF}	--		mA
PEAK FORWARD CURRENT	I_{PF}	100		mA
REVERSE VOLTAGE	V_R	5		V
FORWARD VOLTAGE	V_F	2.1	1.7	V
REVERSE CURRENT	I_R		100	μA
EMISSION WAVELENGTH	λ_p		660	nm
LUMINOUS INTENSITY	I_v		30	mcd



E-SWITCH®

R1966ABL KBLKEPGRN

REV.	ECN No.	DESCRIPTION	DATE	CHKD
A	12941	RELEASED FOR PRODUCTION	3/21/03	AR

TITLE	SCALE	DATE	DR	DWG	REV
R1966ABL KBLKEPGRN	1.5:1	3/21/03	AR	M300102	A

THE INFORMATION CONTAINED IN THIS DOCUMENT IS PROPRIETARY TO E-SWITCH AND IS NOT TO BE COPIED OR TRANSFERRED