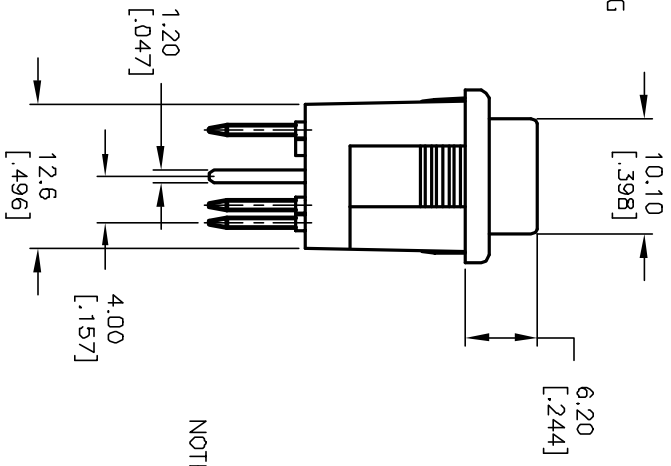
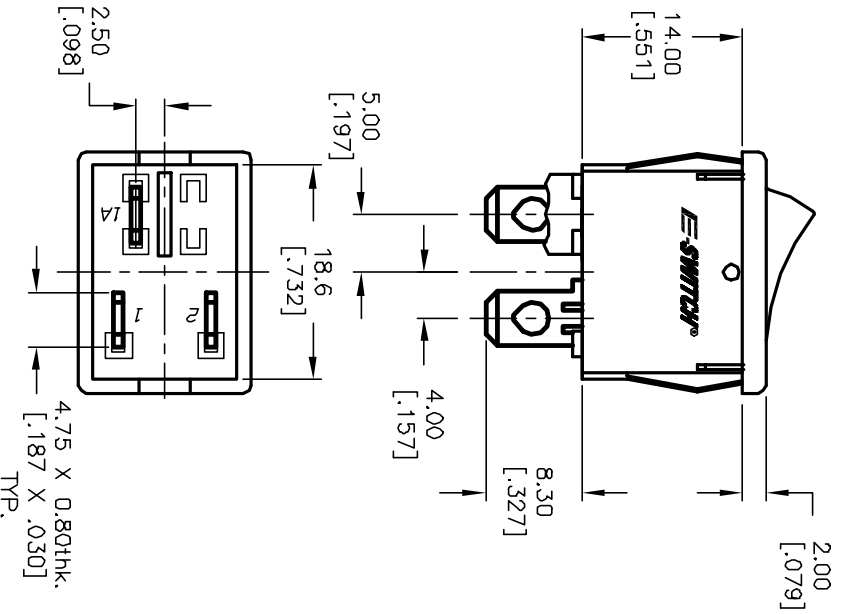


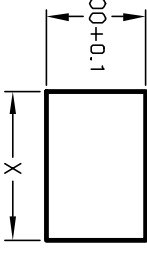
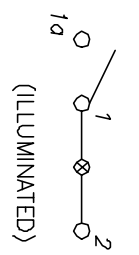
RED ACTUATOR
BLACK BODY/HOUSING



NEON BULB

PARAMETERS	SYMBOL	MAX.	UNITS
LAMP VOLTAGE (AC)	V	125	V
STARTUP VOLTAGE	V _s	95	V
CURRENT	I	0.8	mA
SERIES RESISTANCE (125V)	R	120	OHMS

PANEL THICKNESS	X dimension
0.75-1.25 [0.30-0.49]	19.2-01 [0.756]
1.25-2.0 [0.49-0.79]	19.4-01 [0.764]
2.0-3.0 [0.79-1.18]	19.8-01 [0.780]



CIRCUIT: SPST
PANEL CUTOUT NOT TO SCALE

NOTES:

1. ALL DIMENSIONS IN MM [INCH]
2. GENERAL TOLERANCE: X,X=±0.4
X,XX=±0.25
3. RATING:
6A @250VAC;9A @125VAC (UL, CSA, VDE)
4(1)A @250VAC
4. LAMP VOLTAGE: 125V (NEON BULB)
5. MATERIAL:
CONTACT SURFACE: Coin Silver, Silver Plate
TERMINAL: Copper Alloy w/ Silver Plate.
6. CONTACT RESISTANCE: 20MILLIOHMS TYP. INITIAL
7. INSULATION RESISTANCE: 1000MegaOHMS
8. DIELECTRIC STRENGTH:
>1500V RMS min. @SEA LEVEL
>3000V RMS @SEA LEVEL
9. MECHANICAL LIFE: 50,000 CYCLES.
10. ELECTRICAL LIFE: 10,000 CYCLES.

E-SWITCH®

REV.	ECN No.	DESCRIPTION	DATE	CHKD
A	11330	RELEASED FOR PRODUCTION	10/03/01	CJB

TITLE	SCALE	DATE	DR	DWG	REV
R19734 BLK RED EFF1	1.5:1	10/3/01	CJB	M400025	A

THE INFORMATION CONTAINED IN THIS DOCUMENT IS PROPRIETARY TO E-SWITCH AND IS NOT TO BE COPIED OR TRANSFERRED