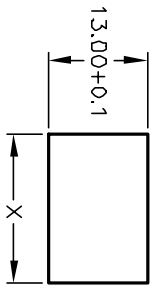
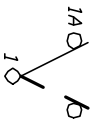


PANEL THICKNESS	X dimension
0.75-1.25 [0.30-.0491]	19.2-0.1 [7.561]
1.25-2.0 [0.49-.079]	19.4-0.1 [7.641]
2.0-3.0 [0.79-1.181]	19.8-0.1 [7.801]



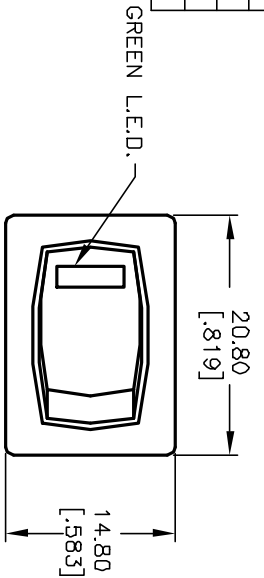
PANEL CUTOUT
NOT TO SCALE

SWITCH FUNCTION	
PDS, 1	PDS, 2
DN	OFF
1-1a	DPEN



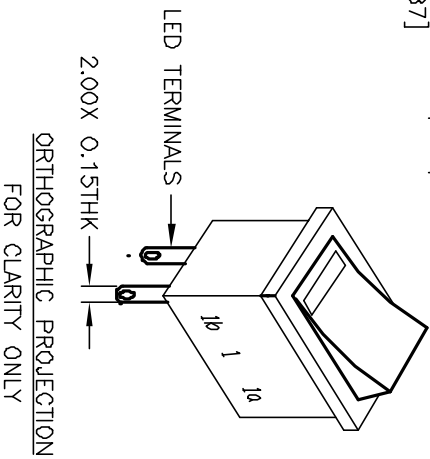
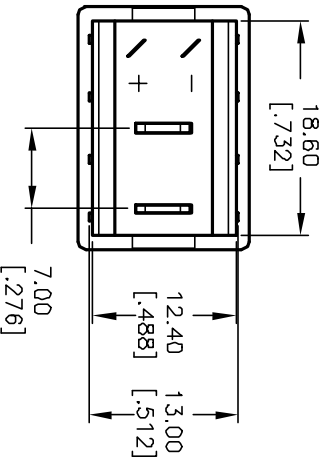
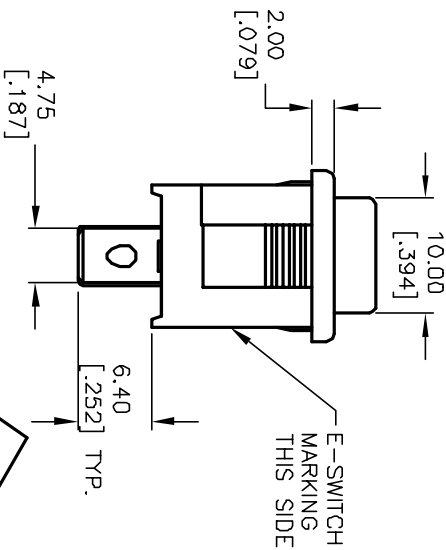
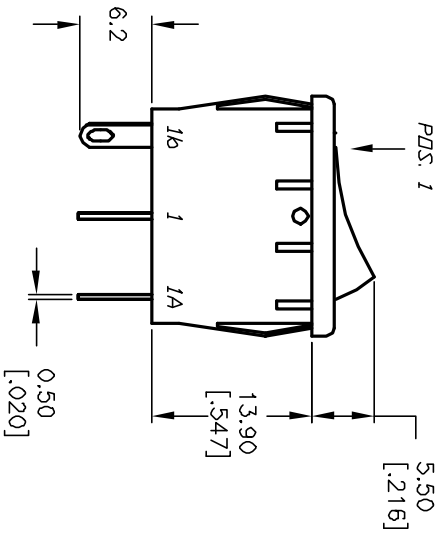
CIRCUIT: SPST

- NOTES:
1. ALL DIMENSIONS IN MM [INCH]
 2. GENERAL TOLERANCE: X.X=±0.4
X.XX=±0.25
 3. TERMINAL NUMBERS FOR REF ONLY
 4. RATING:
15A @125VAC; 8A @250V UL,VDE,CSA APPROVED
6A @250VAC
 5. MATERIALS: (TERMINALS) SILVER PLATED COPPER
(CONTACTS) COIN SILVER, SILVER PLATED.
 6. CONTACT RESISTANCE: <20 Mega
 7. ELECTRICAL LIFE: 10,000 cycles
 8. INSULATION RESISTANCE: >1000 Mega
 9. DIELECTRIC STRENGTH: >1500V 1 minute
>3000V between Poles
 10. OPERATING TEMP. RANGE: -25°C to +85°C



GREEN L.E.D

PARAMETERS	SYMBOL	MAX. TYP.	UNITS
POWER DISSIPATION	P _n	80	mW
AVE FORWARD CURRENT	I _{AF}	--	mA
PEAK FORWARD CURRENT	I _{PF}	100	mA
REVERSE VOLTAGE	V _R	5	V
FORWARD VOLTAGE	V _F	2.6	V
REVERSE CURRENT	I _R	100	µA
EMISSION WAVELENGTH	λ _p	570	nm
LUMINOUS INTENSITY	I _v	30	mcd



E-SWITCH®

REV.	ECN No.	DESCRIPTION	DATE	CHKD	TITLE	SCALE	DATE	DR	DWG	REV
A	12992	RELEASED FOR PRODUCTION	4/2/03	AR	R1966A BLK BLK E G GRN	1.5:1	4/2/03	AR	M301120	A

THE INFORMATION CONTAINED IN THIS DOCUMENT IS PROPRIETARY TO E-SWITCH AND IS NOT TO BE COPIED OR TRANSFERRED