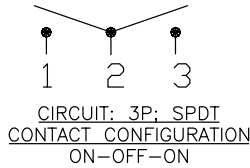
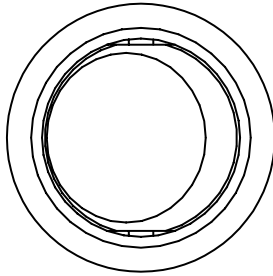
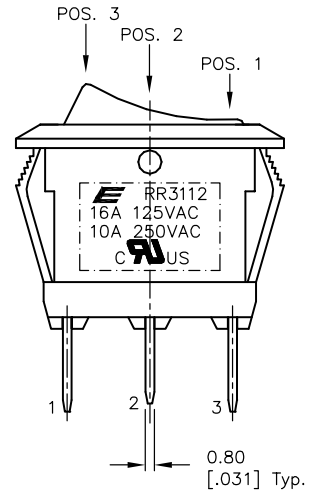
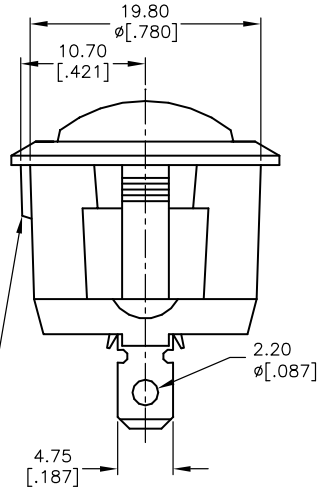
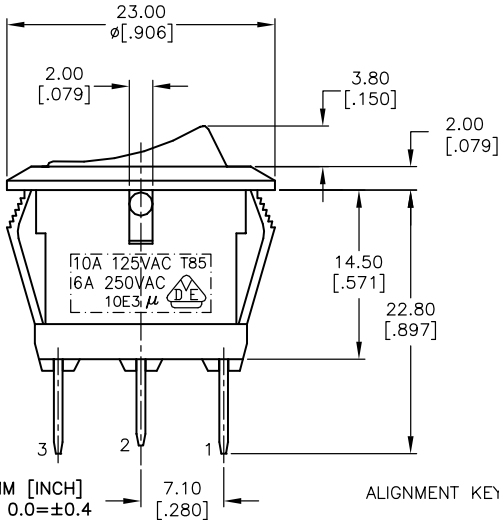
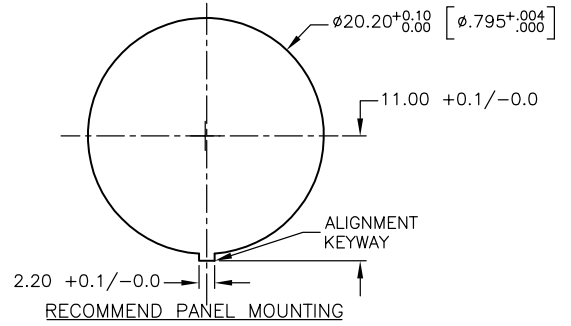


SHEET OF



| SWITCH FUNCTION |        |        |
|-----------------|--------|--------|
| POS. 1          | POS. 2 | POS. 3 |
| ON              | OFF    | ON     |
| 1-2             | OPEN   | 2-3    |



NOTES:

1. ALL DIMENSIONS IN MM [INCH]
2. GENERAL TOLERANCE: 0.0±0.4  
0.00±0.25
3. TERM. NOS. FOR REF. ONLY
4. RATING: 16A, 125VAC, 10A, 250VAC UL&CUL APPROVED  
10A 125VAC, 6A 250V AC VDE APPROVED
5. CONTACT RESISTANCE: 50m ohm max.
6. INSULATION RESISTANCE: DC 500V 100M ohm min.
7. DIELECTRIC STRENGTHS: AC 1500V 1 minute
8. OPERATING TEMP.: 0°C to 85°C
9. ▲ DENOTES CRITICAL PARAMETER.

| REV. | ECN No. | DESCRIPTION             | DATE     | CHKD |
|------|---------|-------------------------|----------|------|
| B    | 13813   | UPDATE PART AND NOTES   | 3/2/04   | AR   |
| A    | 11712   | RELEASED FOR PRODUCTION | 10/05/01 | CJC  |

THE INFORMATION CONTAINED IN THIS DOCUMENT IS PROPRIETARY TO E-SWITCH AND IS NOT TO BE COPIED OR TRANSFERRED

| <b>E-SWITCH®</b>  |          |     |         |     |
|-------------------|----------|-----|---------|-----|
| TITLE             |          |     |         |     |
| RR3112DBLKBLKNEFD |          |     |         |     |
| SCALE             | DATE     | DR  | DWG     | REV |
| 2:1               | 10/05/01 | CJC | F130413 | B   |