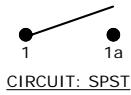


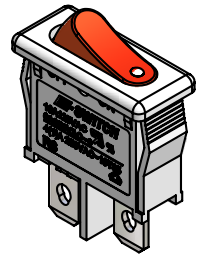
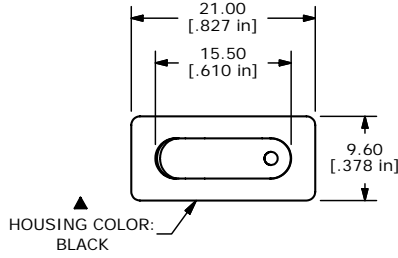
RECOMMENDED P.C.B. PANEL MOUNTING

| PANEL THICKNESS | X    |
|-----------------|------|
| 0.75-1.25       | 19.2 |
| 1.25-2.00       | 19.4 |
| 2.00-3.00       | 19.6 |

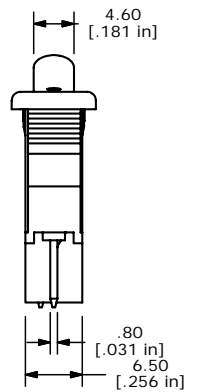
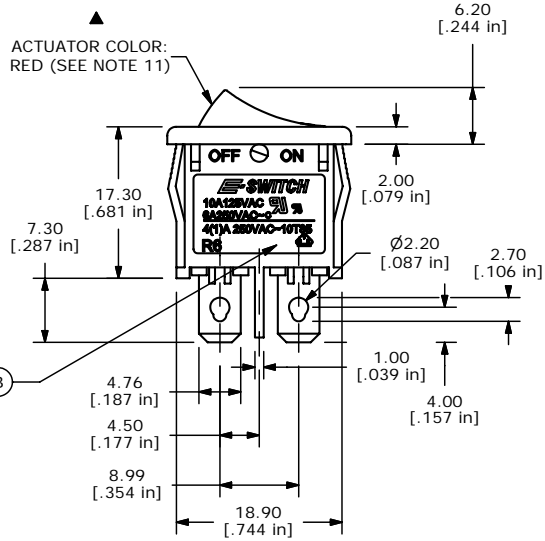
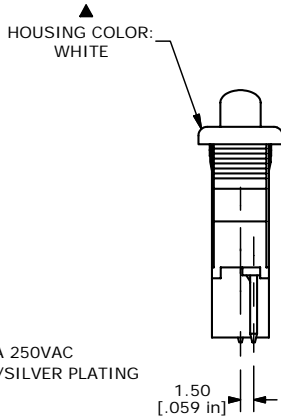


NOTES:

1. ALL DIMENSIONS IN MM [INCH]
2. GENERAL TOLERANCE: X.X±0.4  
X.XX±0.25
3. TERM. NOS. FOR REF. ONLY
- ▲ 4. RATING: 4(1)A 250VAC, 10A 125VAC, 6A 250VAC
5. MATERIAL: TERMINAL: COPPER ALLOY W/SILVER PLATING  
CONTACTS: COIN SILVER
6. MECHANICAL LIFE: >50,000 CYCLES
7. ELECTRICAL LIFE: >10,000 CYCLES
8. CONTACT RESISTANCE: < 20MEGA-OHMS (INITIAL)
9. INSULATIONS RESISTANCE: > 1000 MEGA-OHMS @500VDC
10. DIELECTRIC STRENGTH: >1500VAC 1 MINUTE (INITIAL)  
>3000V BETWEEN POLES
- ▲ 11. ACTUATOR COLOR: RED - PANTONE 186C
12. ▲ DENOTES CRITICAL PARAMETER.
13. 2002/95/EC (ROHS) COMPLIANT (B)



ISOMETRIC



**E-SWITCH®**

|     |        |                         |         |    |
|-----|--------|-------------------------|---------|----|
| B   | 15821  | CHANGES NOTED           | 2/27/06 | PH |
| A   | 14965  | RELEASED FOR PRODUCTION | 5/31/05 | JB |
| REV | PCR NO | DESCRIPTION             | DATE    | BY |

|                   |                |       |             |       |
|-------------------|----------------|-------|-------------|-------|
| TITLE R6AWHTREDAF |                |       |             |       |
| SCALE 1.5:1       | DATE 5/31/2005 | DR JB | DWG M060317 | REV B |

THE INFORMATION CONTAINED IN THIS DOCUMENT IS PROPRIETARY TO E-SWITCH AND IS NOT TO BE COPIED OR TRANSFERRED