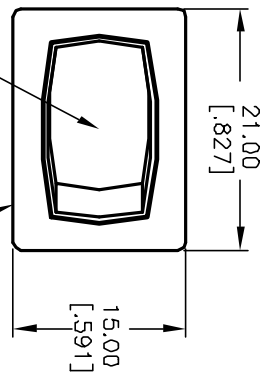
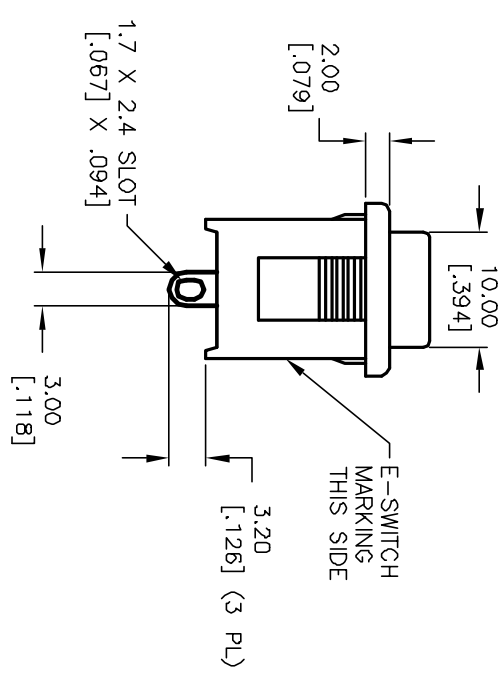
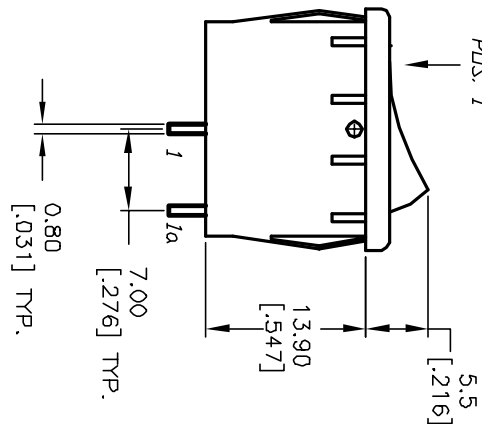


PANEL THICKNESS	X
0.75-1.25	[.030-.049] 19.2 [.756]
1.25-2.0	[.049-.079] 19.4 [.764]
2.0-3.0	[.079-.118] 19.8 [.780]



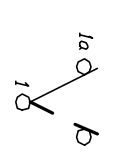
WHITE ACTUATOR
BLACK HOUSING

POS. 1

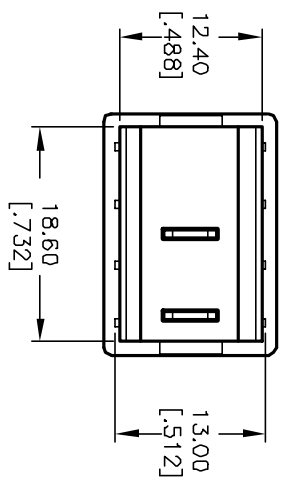


E-SWITCH MARKING THIS SIDE

SWITCH FUNCTION	POS. 1	POS. 2
DN	DN	OFF
1-1a	OPEN	



CIRCUIT: SPST



- NOTES:
1. ALL DIMENSIONS IN MM [INCH]
 2. GENERAL TOLERANCE: X.X=±0.4 X.XX=±0.25
 3. TERMINAL NUMBERS FOR REF. ONLY.
 4. RATING: 15A @ 125VAC OR 6A @ 250VAC
 5. MECHANICAL LIFE: 15,000 cycles
 6. ELECTRICAL LIFE: 10,000 cycles
 7. INSULATION RESISTANCE: >1000 Mega Ω
 8. CONTACT RESISTANCE: <20 Mega Ω
 9. DIELECTRIC STRENGTH: >1500 V 1 minute >3000 V between poles
 - ▲ 10. DESIGNATE MAJOR FEATURE:

E-SWITCH®

R1966A BLK WHT E S

REV.	ECN No.	DESCRIPTION	DATE	CHKD
A	11664	RELEASED FOR PRODUCTION	9/19/01	CJB

TITLE	SCALE	DATE	DR	DWG	REV
R1966A BLK WHT E S	1.5:1	9/19/01	CB	M301114	A

THE INFORMATION CONTAINED IN THIS DOCUMENT IS PROPRIETARY TO E-SWITCH AND IS NOT TO BE COPIED OR TRANSFERRED