

4

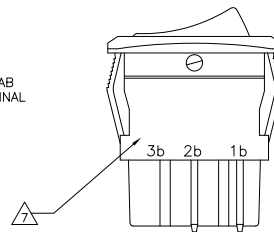
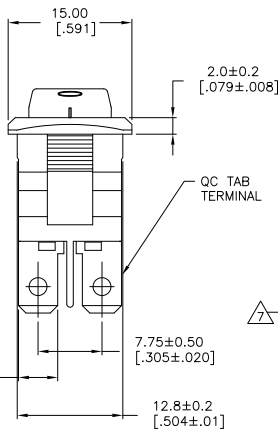
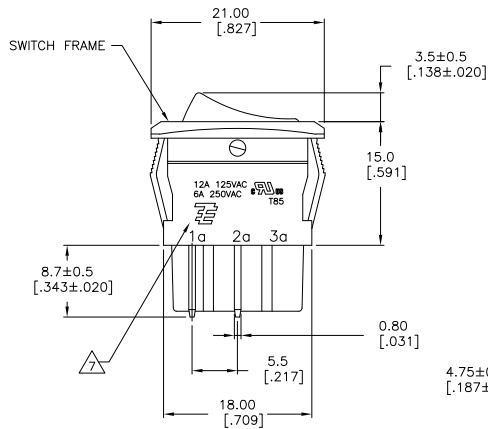
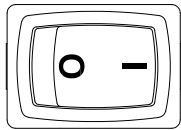
3

2

1

THIS DRAWING IS UNPUBLISHED. RELEASED FOR PUBLICATION. BY TYCO ELECTRONICS CORPORATION. ALL RIGHTS RESERVED.

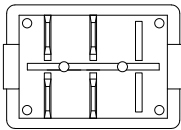
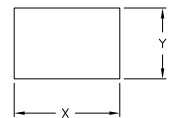
LOC	DIST	REVISIONS		DATE	BY	APP'D
AD	00	F	LR			
		A		ECO-07-019301	21AUG07	MB DR



SWITCH FUNCTION A1  
CIRCUIT DIAGRAM



PANEL CUT OUT



1977068-2 SHOWN

2.00-4.00 [0.079-.158]	19.8-0.1 [0.780-.004]	13.0+0.1 [0.512+.004]
1.25-2.00 [0.049-.079]	19.4-0.1 [0.764-.004]	13.0+0.1 [0.512+.004]
0.75-1.25 [0.030-.049]	19.2-0.1 [0.756-.004]	13.0+0.1 [0.512+.004]
PANEL THICKNESS		X Y

THIS DRAWING IS A CONTROLLED DOCUMENT. DIM: BINNER 03APR2007  
 CHK: D. ROHDE  
 NAME: Tyco Electronics Corporation, Harrisburg, Pa 17105-3608  
 PRODUCT SPEC: POWER ROCKER SWITCH, 13.0mm X 19.2mm  
 APPLICATION SPEC: NOT APPLICABLE  
 MATERIAL: FINISH:   
 DIMENSIONS: mm [INCHES]  
 TOLERANCES UNLESS OTHERWISE SPECIFIED:  
 0 PLG ± .1  
 1 PLG ± 0.35 (0.12)  
 2 PLG ± 0.05 (0.02)  
 3 PLG ± .1  
 4 PLG ± .1  
 ANGLES ± .1  
 WEIGHT: -  
 SIZE: A2 00779 ©=1977068  
 RESTRICTED TO: -  
 CUSTOMER DRAWING SCALE: 3:1 SHEET: 1 OF 2 REV: A

1977068

A

4

3

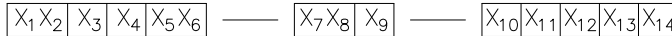
2

1

THIS DRAWING IS UNPUBLISHED. RELEASED FOR PUBLICATION.  
 © COPYRIGHT BY TYCO ELECTRONICS CORPORATION. ALL RIGHTS RESERVED.

LOC	DIST	REVISIONS			
F	LN	DESCRIPTION	DATE	BY	APPD
-	-	SEE SHEET 1	-	-	-

LEGACY PART NUMBER



SWITCH TYPE: X<sub>1</sub>X<sub>2</sub> = PR - POWER ROCKER

SECONDARY ROCKER COLOR: X<sub>12</sub> = Ø - NOT APPLICABLE

NOMINAL PANEL CUT OUT SIZE: X<sub>3</sub> = A - 13.0x19.2  
 [5.12x.756]

NUMBER OF POLES: X<sub>4</sub> = D - DOUBLE

SWITCH FUNCTION: X<sub>5</sub>X<sub>6</sub> = A1 - ON-OFF, WITH OPAQUE, SINGLE-COLOR ROCKER BUTTON.



CURRENT RATING: X<sub>7</sub>X<sub>8</sub> = 12 - 6

TERMINAL TYPE: X<sub>9</sub> = E - QC TAB

LEGEND TEXT COLOR: X<sub>14</sub> = Ø - NOT APPLICABLE  
 G - GREEN  
 R - RED  
 B - BLACK  
 W - WHITE

FRAME COLOR: X<sub>10</sub> = B - BLACK  
 W - WHITE

ROCKER COLOR: X<sub>11</sub> = B - BLACK  
 G - GREEN  
 R - RED  
 W - WHITE

- 1. MATERIALS:  
 ROCKER BUTTON & HOUSING FRAME: NYLON 66, UL 94 V-2.  
 TERMINAL, ACTIVE CONTACTOR: COPPER ALLOY PER ASTM B152/B152M  
 PLUNGER: BRASS PER ASTM B036  
 SPRING: STEEL WIRE PER ASTM A228/A228M
- 2. FINISH:  
 PLUNGER: 1.02µm[.000040]MIN NICKEL
- 3. ELECTRICAL SPECIFICATIONS:  
 CURRENT AND VOLTAGE: 6  
 CONTACT RESISTANCE (INITIAL): <100mΩ  
 DIELECTRIC STRENGTH (INITIAL): >1000 VAC, 1 MINUTE  
 INSULATION RESISTANCE (INITIAL): >100MΩ (500 VDC BETWEEN OPEN CONTACTS)  
 ELECTRICAL LIFE ENDURANCE: >6000 OPERATIONS, VOLTAGE DROP: <100mV  
 TEMPERATURE RISE AT TERMINALS: <30°C, 6000 OPERATIONS  
 (AMBIENT CONDITIONS: 25±2°C AND 65±5%RH)
- 4. MECHANICAL SPECIFICATIONS:  
 ACTUATING FORCE: 400g MIN, 800g MAX  
 OPERATING LIFE ENDURANCE: >100,000 OPERATIONS  
 TERMINAL RETENTION FORCE: >6.8kg - QC TAB

- 5. ENVIRONMENTAL SPECIFICATIONS:  
 AMBIENT TEMPERATURE: -20°C TO +85°C  
 HUMIDITY: MAX 85%  
 SALT SPRAY: NO REMARKABLE RUST ON METAL PARTS  
 (5% SALT/ 35°C, 24HRS)  
 SHOCK: NO MECHANICAL DEFECT OR DAMAGE  
 (500G 11MSEC / X,Y,Z, 3 TIMES)
- 6. 12A@125VAC/6A@250VAC
- 7. ELECTRICAL RATINGS, APPROVED AGENCY LOGOS, TERMINAL IDENTIFICATION NUMBERS, AND THE TE LOGO MOLDED APPROXIMATELY AS SHOWN ON THE SIDES OF THE SWITCH HOUSING.
- 8. COMPONENT RECOGNIZED TO US & CANADIAN STANDARDS, UL FILE NO. E46765.
- 9. ROHS 2002/95/EC COMPLIANT.

PRADA1-12F-BROBW	1977068-5
PRADA1-12F-BR000	1977068-4
PRADA1-12F-BB0CW	1977068-3
PRADA1-12F-BB0BW	1977068-2
PRADA1-12F-BB000	1977068-1
LEGACY PART NUMBER	PART NUMBER

THIS DRAWING IS A CONTROLLED DOCUMENT. DIM M. BINNER 03APR2007  
 CHK D. ROHDE  
 DIMENSIONS: mm [INCHES]  
 TOLERANCES UNLESS OTHERWISE SPECIFIED:  
 0. PLG ± .005  
 1. PLG ± 0.005 (0.12)  
 2. PLG ± 0.005 (0.02)  
 3. PLG ± .005  
 4. PLG ± .005  
 ANGLES ± .005  
 FINISH  
 MATERIAL  
 WEIGHT  
 PRODUCT SPEC NOT APPLICABLE  
 APPLICATION SPEC NOT APPLICABLE  
 NAME Tyco Electronics  
 HARRISBURG, PA 17105-3608  
 POWER ROCKER SWITCH, 13.0mm X 19.2mm  
 PANEL CUT-OUT SIZE, DOUBLE POLE, SINGLE THROW,  
 FOUR TERMINALS, NON-ILLUMINATED  
 SIZE A2 00779 C=1977068  
 CUSTOMER DRAWING SCALE 3:1 SHEET 2 OF 2 REV A