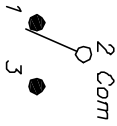


RECOMMENDED P.C.B LAYOUT

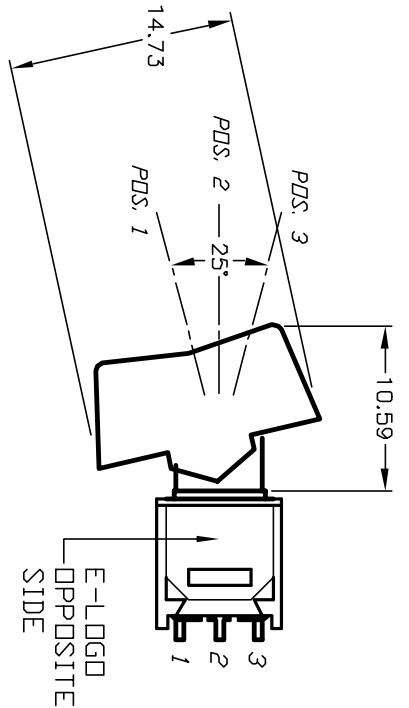


CIRCUIT: SPDT

SWITCH FUNCTION		
POS. 1	POS. 2	POS. 3
DN	NONE	DN
2-3	OPEN	2-1

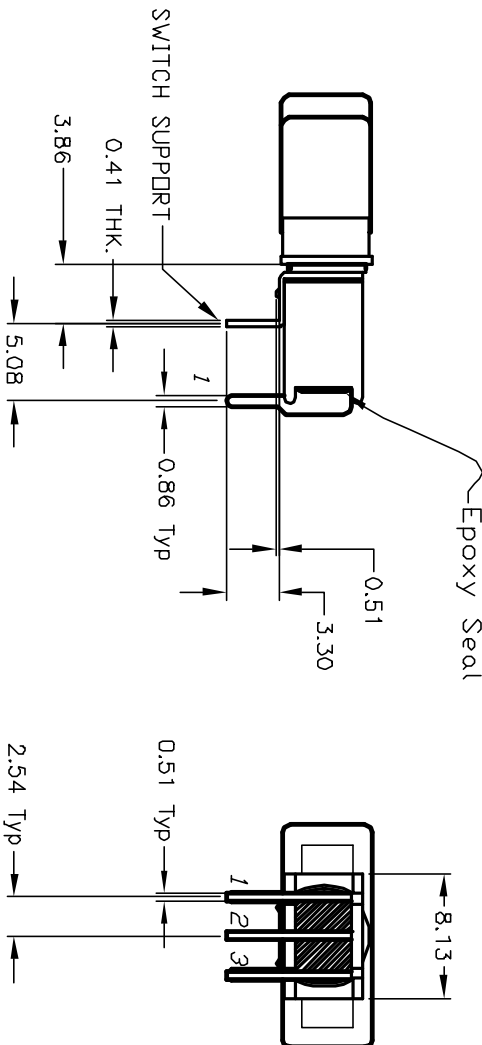
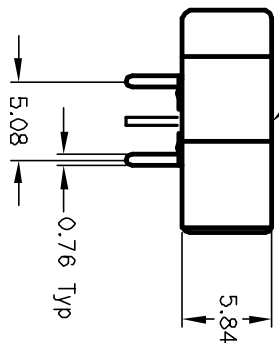
NOTES:

1. ALL DIMENSIONS IN MM
2. GENERAL TOLERANCE: X.X=±0.4 X.XX=±0.25
3. TERM. NOS. FOR REF. ONLY
4. CONTACT RATING: 3A@ 120VAC. OR 28VDC: 1A@ 250VAC.
5. FIXED TERMINAL & MOVING CONTACT: Cu alloy w/ Silver plate
6. ELECTRIC LIFE: 30,000 make-and-break cycles at full load.
7. INSULATION RESISTANCE: 1,000 M ohm min.
8. DIELECTRIC STRENGTH: 1,000 V RMS @sea level.
9. OPERATING TEMP.: -30°C to +85°C



BLACK ACTUATOR

FRONT VIEW



REV.	ECN No.	DESCRIPTION	DATE	CHKD
B	12025	REVISED AND REDRAWN	3/28/02	CJB

TITLE	SCALE	DATE	DR	DWG	REV
400 MSP-1 R6 (BLK) M6 QE	2:1	3/28/02	CJB	T411001	B

**E-SWITCH®**

THE INFORMATION CONTAINED IN THIS DOCUMENT IS PROPRIETARY TO E-SWITCH AND IS NOT TO BE COPIED OR TRANSMITTED