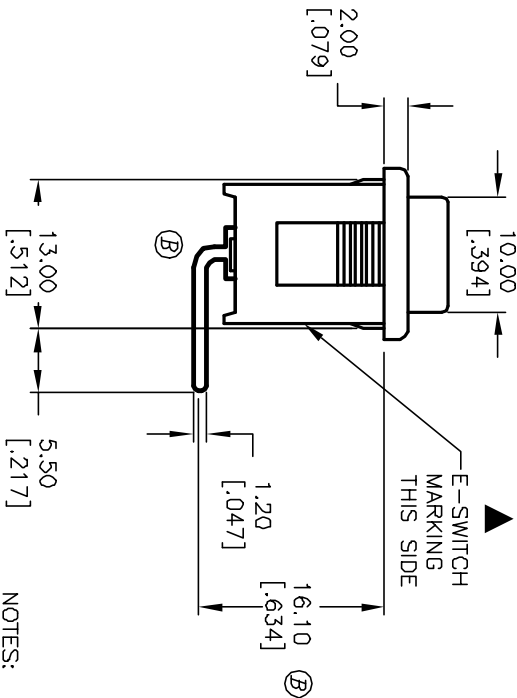
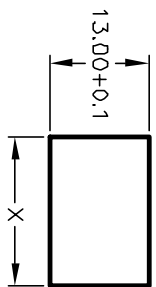


RECOMMENDED P.C.B. LAYOUT

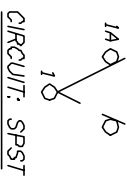


PANEL THICKNESS	X dimension
0.75-1.25 [0.030-0.049]	19.2-0.1 [0.756]
1.25-2.0 [0.049-0.079]	19.4-0.1 [0.764]
2.0-3.0 [0.079-0.118]	19.8-0.1 [0.780]



PANEL CUTOUT
NOT TO SCALE

SWITCH FUNCTION	POS. 1	POS. 2
DN	DN	OFF
1-1a	OPEN	



NOTES:

1. ALL DIMENSIONS IN MM [INCH]
2. GENERAL TOLERANCE: X.X=±0.4
X.XX=±0.25
3. TERMINAL NUMBERS FOR REF ONLY
4. RATING: 15A @ 125VAC OR
6A @ 250VAC
5. MATERIALS: TERMINALS: Silver Plated Copper Alloy
CONTACTS: Coin Silver, Silver Plated
6. ELECTRIC LIFE: 10,000 cycles
7. CONTACT RESISTANCE: <20 Mega Ω
8. INSULATION RESISTANCE: >1000 Mega Ω
9. DIELECTRIC STRENGTH: >1500 V 1 minute
>3000 V between poles

E-SWITCH®

REV.	ECN No.	REVISION	DATE	CHKD
B	11572	REVISED	7/17/01	CJB
DESCRIPTION				
THE INFORMATION CONTAINED IN THIS DOCUMENT IS PROPRIETARY TO E-SWITCH AND IS NOT TO BE COPIED OR TRANSMITTED				

TITLE	SCALE	DATE	DR	DWG	REV
R1966A BLK BLK G R	1.5:1	7/6/01	GLG	M301223	B