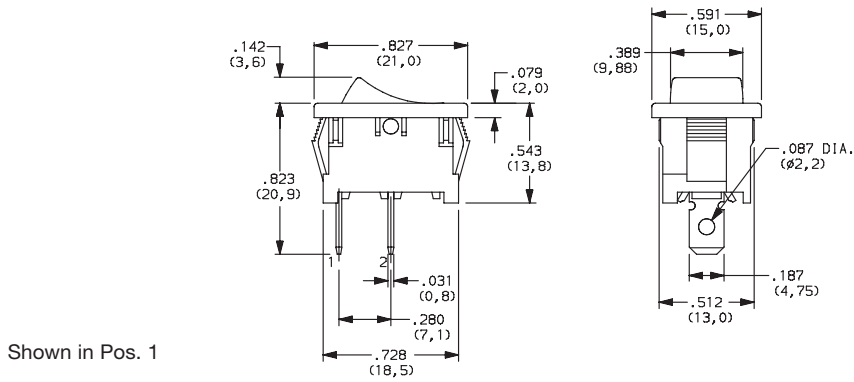


DA Series Miniature Single Pole Rocker Switches

SWITCH FUNCTION

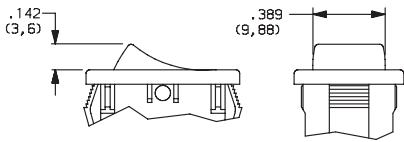
NO. POLES	MODEL NO.	SWITCH FUNCTION			CONNECTED TERMINALS			SCHEMATIC
		C&K marking on opposite side			C&K marking on opposite side			
SP	DA101	ON	NONE	ON				
	DA102	ON	NONE	OFF	2-3	N/A	2-1	 For 7 & 8 Illuminated Versions Only
	DA103	ON	OFF	ON				 For 6 Illuminated Versions Only
	DA12 *	ON	NONE	OFF				

* DA12 - for switches with both marking and illumination



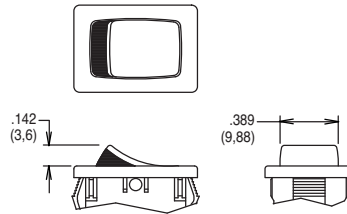
ACTUATOR

- J1** ROCKER
- J3** ILLUMINATED ROCKER



NOTE: J3 actuator available with DA102 & DA12 switch functions, 7&8 lamp ratings and not available with O2 and A termination options.

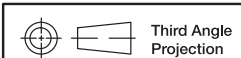
- J2** TWO-TONE ROCKER



NOTE:

1. Available with DA102 switch function only.
2. Available with None or P actuator marking options only.

Rocker



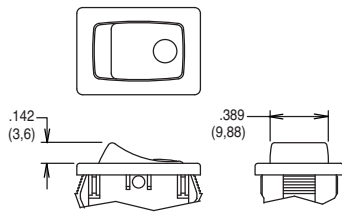
Dimensions are shown: Inches (mm)
Specifications and dimensions subject to change

www.ck-components.com

DA Series Miniature Single Pole Rocker Switches

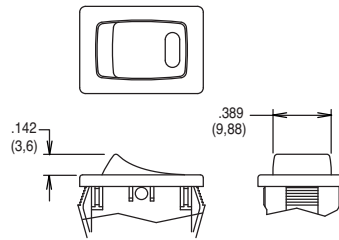
ACTUATOR

J4 CIRCLE, ILLUMINATED ROCKER



NOTE: Available with DA102 switch function and 7 & 8 lamp ratings combinations only. Not available with O2 and A termination options.

J5 OVAL, ILLUMINATED ROCKER



NOTE: Available with DA102 switch function and 6 lamp rating combinations only. Not available with O2 and A termination options.

ACTUATOR COLOR

	OPTION CODE	ACTUATOR COLOR
For J1 only	2	BLACK
	1	WHITE
	3	RED
For J3, J4, J5 only	R	RED, ILLUMINATED
	A	AMBER, ILLUMINATED
	G	GREEN, ILLUMINATED

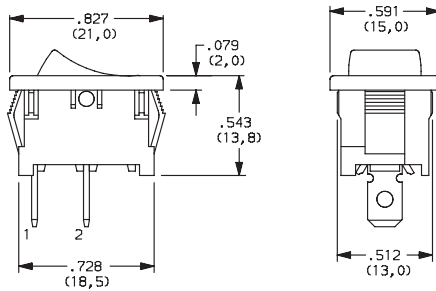
OPTION CODE	ACTUATOR COLOR	
	TOP	BOTTOM
1	WHITE	RED
2	WHITE	BLACK
3	RED	WHITE
4	BLACK	WHITE
5	BLACK	RED

J2 actuator only

MOUNTING STYLE/COLOR

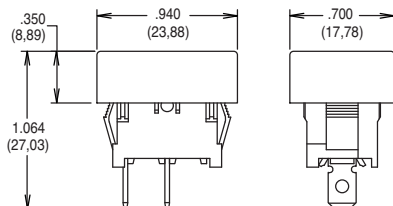
S2 SNAP-IN, BLACK

S1 SNAP-IN, WHITE



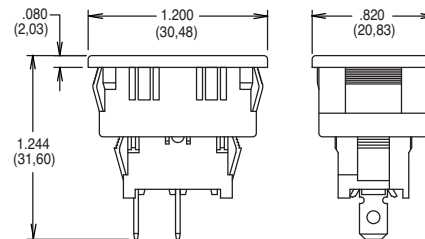
Actuator shown in Pos. 1

G2 GUARD, BLACK



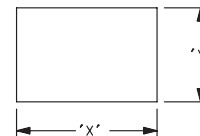
NOTE: Available with DA10X switch functions only.

B2 RECESSED SNAP-IN BRACKET, BLACK



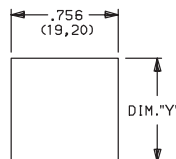
NOTE: Available with DA10X switch functions only.

S2, S1 & G2 PANEL MOUNTING

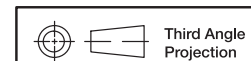


PANEL THICKNESS	"X"	"Y"
0.030-0.049 (0,75-1,25)	0.756-.004 (19,2-0,1)	0.512+.004 (13,0+0,1)
0.049-0.079 (1,25-2,0)	0.764-.004 (19,4-0,1)	0.512+.004 (13,0+0,1)
0.079-0.118 (2,0-3,0)	0.779-.004 (19,8-0,1)	0.512+.004 (13,0+0,1)

B2 PANEL MOUNTING



PANEL THICKNESS	"Y"
0.030-0.049 (0,75-0,25)	1.068 (27,13)
0.049-0.079 (1,25-2,0)	1.076 (27,33)
0.079-0.118 (2,0-3,0)	1.092 (27,74)



Third Angle Projection

Dimensions are shown: Inches (mm)

Specifications and dimensions subject to change

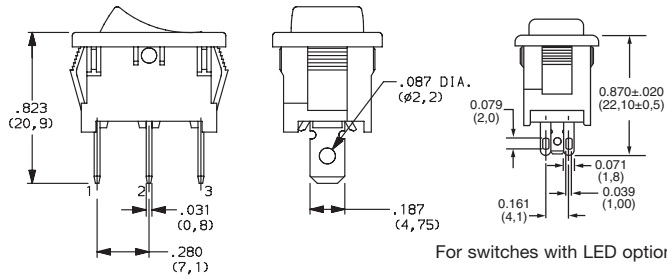
www.ck-components.com



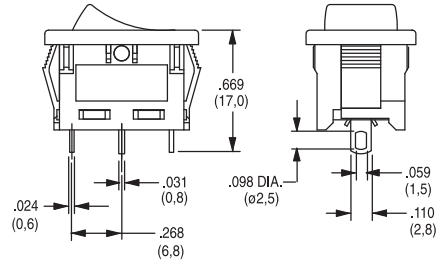
DA Series Miniature Single Pole Rocker Switches

TERMINATION

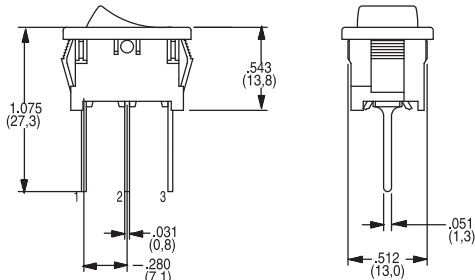
15 .187" QUICK CONNECT



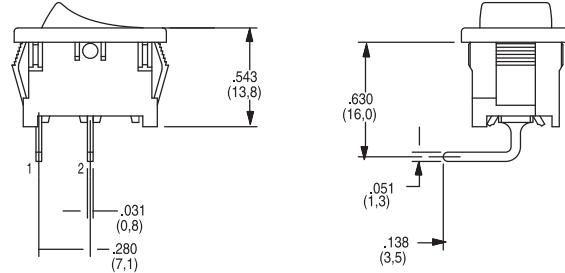
17 SOLDER LUG



02* THRU-HOLE




A* RIGHT ANGLE



* NOTE - O2 and A termination options not offered with J3, J4 or J5 actuator options.

ACTUATOR MARKING

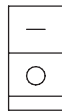
NONE NO MARKING



D ON-OFF



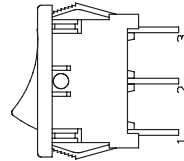
H O I



N LARGE DOT



P O -



All models shown in Pos. 1

NOTE: Orientation of actuator marking and terminals.

CONTACT MATERIAL

OPTION CODE	CONTACT AND TERMINAL MATERIAL	RATINGS	
		POWER	16 AMPS @ 125 VAC; 1/3 HP; 10 AMPS @ 250 VAC; 1/2 (UL/CSA). 10 AMPS @ 125 VAC, 6 AMPS @ 250 VAC (VDE)
QF	SILVER		

* Note: See Technical Data section of this catalog for RoHS compliant and compatible definitions and specifications.

LAMP RATING

(NONE) NO LAMP

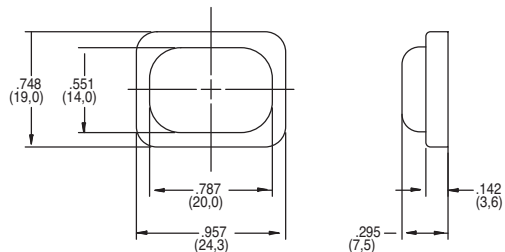
6 LED RATING @ 10 mA $V_f=1.85V$

7 125 VAC 33kΩ NEON

8 250 VAC 150kΩ NEON

ACCESSORIES

216C0000 IP65 SPLASH PROOF RUBBER BOOT



Dimensions are shown: Inches (mm)
Specifications and dimensions subject to change

www.ck-components.com

Rocker



G

C&K