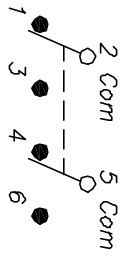


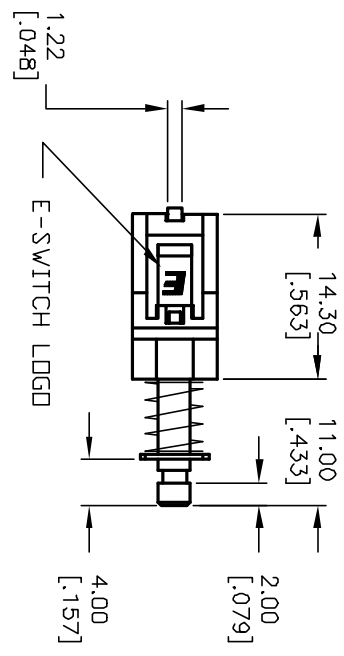
RECOMMENDED PCB LAYOUT



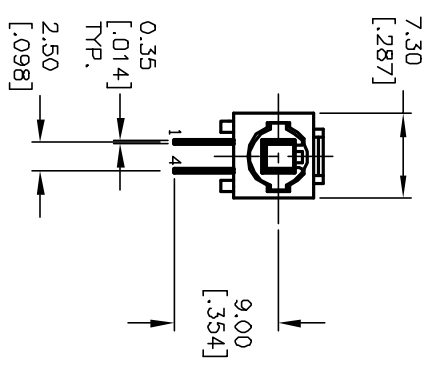
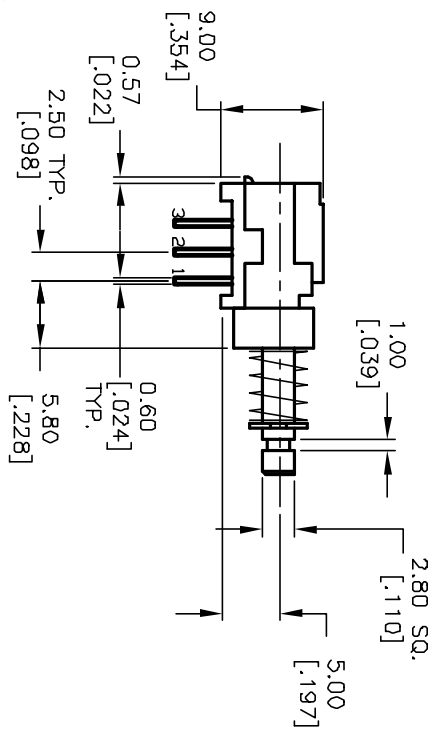
CIRCUIT: 2PDT

NOTES:

1. ALL DIMENSIONS IN MM [INCH]
2. GENERAL TOLERANCE: X.X=±0.4  
X.XX=±0.25
3. TERM. NOS. FOR REFERENCE ONLY.
4. RATING: 0.1A @30V DC
5. MATERIALS:  
CONTACT/TERMINAL: SILVER PLATED COPPER ALLOY  
HOUSING/PLUNGER: UL94HB  
CONTACT RESISTANCE: 0.1 MAX.
6. TIMING: NON-SHORTING (BBM)
7. OPERATING FORCE: 170±100g
8. TRAVEL: 2mm (TRAVEL TO LOCK)  
3mm (OVERALL)
9. ELECTRICAL LIFE: >10,000
10. DIELECTRIC STRENGTH: 250V RMS



E-SWITCH LOGD



**E-SWITCH®**

MTH2U EE N AGX (LATCHING)

|      |         |                     |         |      |
|------|---------|---------------------|---------|------|
| REV. | ECN No. | DESCRIPTION         | DATE    | CHKD |
| C    | 11999   | REVISED AND REDRAWN | 3/14/02 | CJB  |

|                           |       |         |     |         |     |
|---------------------------|-------|---------|-----|---------|-----|
| TITLE                     | SCALE | DATE    | DR  | DWG     | REV |
| MTH2U EE N AGX (LATCHING) | 1.5:1 | 3/14/02 | CJB | A960002 | C   |

THE INFORMATION CONTAINED IN THIS DOCUMENT IS PROPRIETARY TO E-SWITCH AND IS NOT TO BE COPIED OR TRANSFERRED