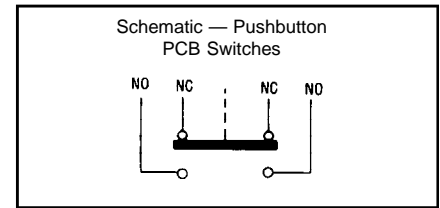



## Sub Miniature Pushbutton Switches for Printed Circuit Boards — Wave Solderable Series B8000 PCB Pushbutton Switches

**SPECIFICATIONS**

- Mechanical life — 500,000 operations minimum
- Contact resistance — 25 milliohms maximum
- Dielectric strength — 1000 VAC rms
- Ambient temperature range — -20°C to +70°C
- Weight — 0.06 ounces (1.7 grams)
- Electrical life — 100,000 operations minimum.


**SELECTION TABLES (Bold Face Type indicates items normally in Distributor Stock)**

Note: Optional Snap-On button must be ordered separately   <b>B8500/B8600</b>	Poles & Throw	Operation	Catalog No. By Terminal Type		
			Right Angle P.C. Mount	P.C. Stand Up Mount	
	2 Circ.	Momentary or Latch Down ①	.220" (5.6 mm)	.160" (4.1 mm)	.120" (3.1 mm)
		Momentary or Latch Down ①	B8103	B8500 B8600	

① For Latch-Down, depress plunger and rotate 30° clockwise.

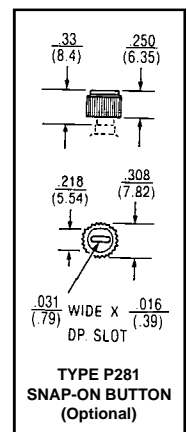
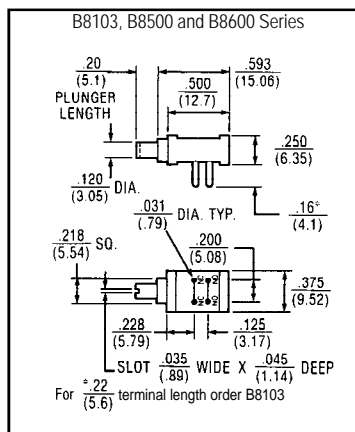
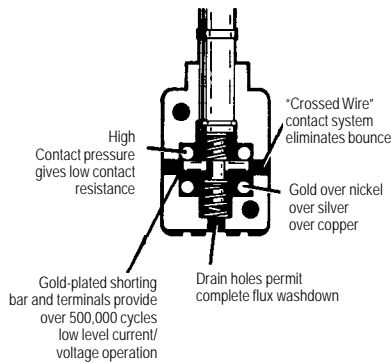
**OPTIONAL BUTTON CAPS**

Button Cap Color	Catalog Number
Black	P281B
Red	P281R

**CURRENT RATINGS**

Nominal Rating, Amperes			
6 VDC	12 VDC	28 VDC	125 VDC
1	1	0.5	0.5

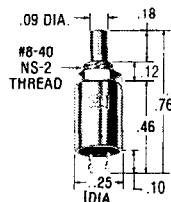
NOTE: For special .5 VA max. rating @ 28 VAC or DC contact ElectroSwitch.

**APPROXIMATE DIMENSIONS**


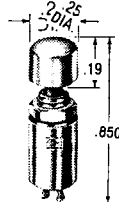
## Ultra-Miniature Pushbutton Switches AC and DC — Round Base

**SPECIFICATIONS**

- Resistive rating — .75 amperes resistive at 125 VAC normally open; .50 amperes resistive at 125 VAC normally closed; also rated 1.0 ampere normally open for 15,000 operations and .75 amperes normally closed for 10,000 operations. For 28 VDC rating 1.5 amperes normally open for 10,000 operations and 1.0 ampere normally closed for 10,000 operations. Dry circuit rated 10 milliamperes at 30 mVDC.
- Pretravel — .015 minimum/.050 maximum
- Overtravel — .030 minimum
- Operating force — 8 oz. maximum
- Electrical life — 50,000 operations minimum
- Mechanical life — 50,000 operations minimum
- Materials — contacts and terminals are gold plated copper
- Mounting hardware — One #8-40 nut supplied unassembled

**APPROXIMATE DIMENSIONS**


ACTUAL SIZE



OPTIONAL BUTTON CAP  
MUST BE ORDERED SEPARATELY

**SELECTION TABLE**

Circuit	Plunger Color	Catalog Number
N.O.	Red	SA1RV20
N.O.	Black	SA1BV20
N.C.	Black	SA1BW20
N.C.	Red	SA1RW20

**OPTIONAL BUTTON CAPS**

Button Cap Color	Catalog Number	Description
Red	SW53AA1	.250" Slip on cap for SA1 series
Black	SW53AA2	.250" Slip on cap for SA1 series

**CAUTION — MANUAL SWITCHES ARE AFFECTED BY HEAT, CLEANING SOLVENTS AND FLUX. EXTREME CARE SHOULD BE EXERCISED DURING HAND SOLDERING AND WAVE SOLDERING TO PREVENT SWITCH CONTAMINATION.**