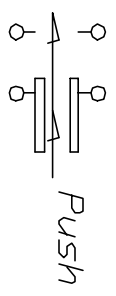
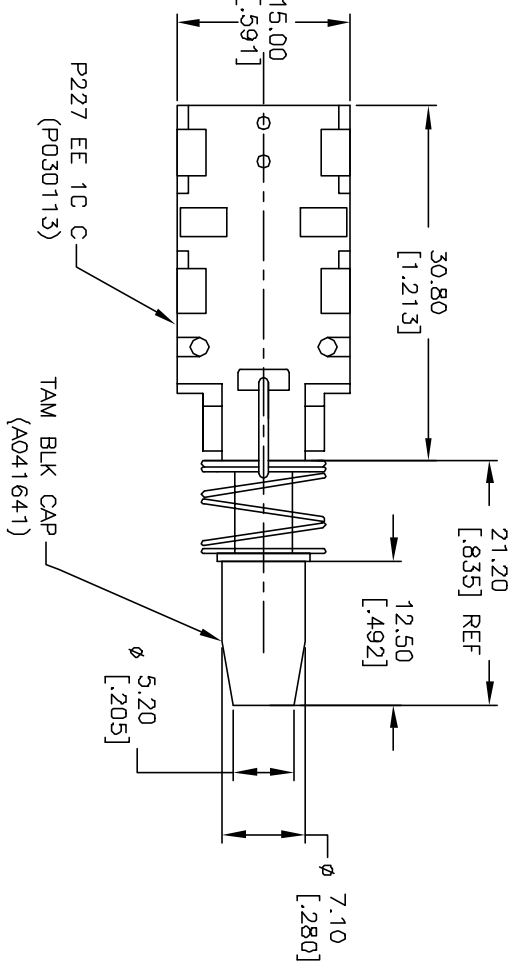
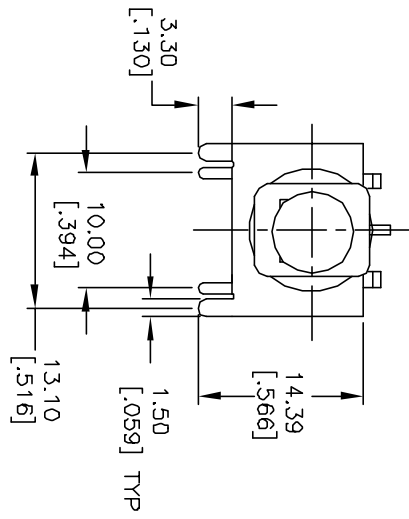
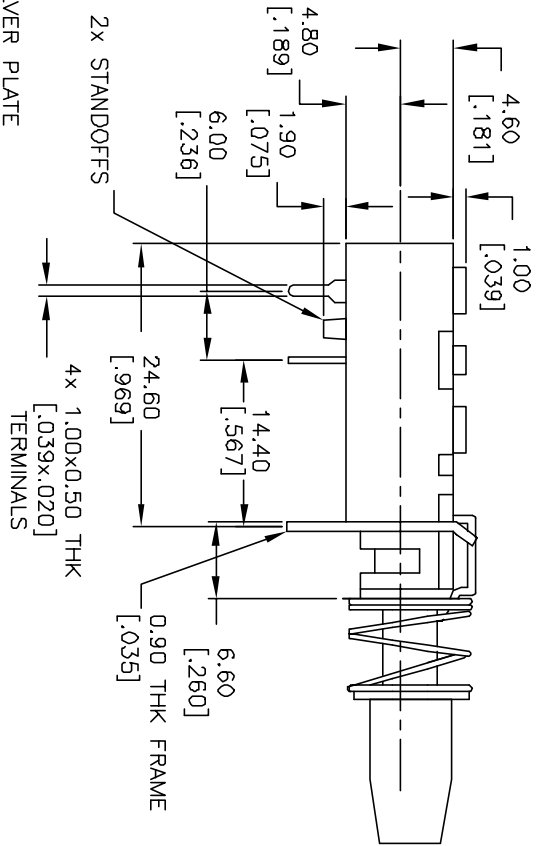


RECOMMENDED P.C.B. LAYOUT



CONTACT CONFIGURATION



NOTES:

1. ALL DIMENSIONS IN MM [INCH]
2. GENERAL TOLERANCE: X.X=±0.4
X.XX=±0.25
3. TERM. NOS. FOR REFERENCE ONLY.
4. CONTACT MATERIAL: COPPER ALLOY W/ SILVER PLATE
5. RATING: 7A@125V, 4A@250
6. CONTACT RESISTANCE: 20MΩ MAX @ 5V DC 1A
7. DIELECTRIC STRENGTH: AC 1500V RMS
8. OPERATING FORCE: 550±150gf TYP.
9. TRAVEL: FULL:5.5, LOCK:4.0



REV.	ECN No.	DESCRIPTION	DATE	CHKD	SCALE	DATE	DR	DWG	REV
A	11396	RELEASED FOR PRODUCTION	10/22/01	CJC	1.5:1	10/22/01	CJC	XP02204	A
TITLE					P227 EE 1C C/ TAM BLK				
THE INFORMATION CONTAINED IN THIS DOCUMENT IS PROPRIETARY TO E-SWITCH AND IS NOT TO BE COPIED OR TRANSFERRED									