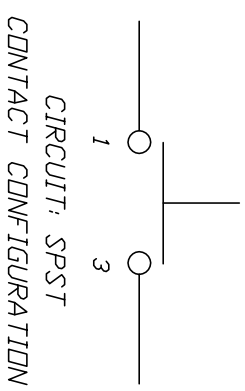
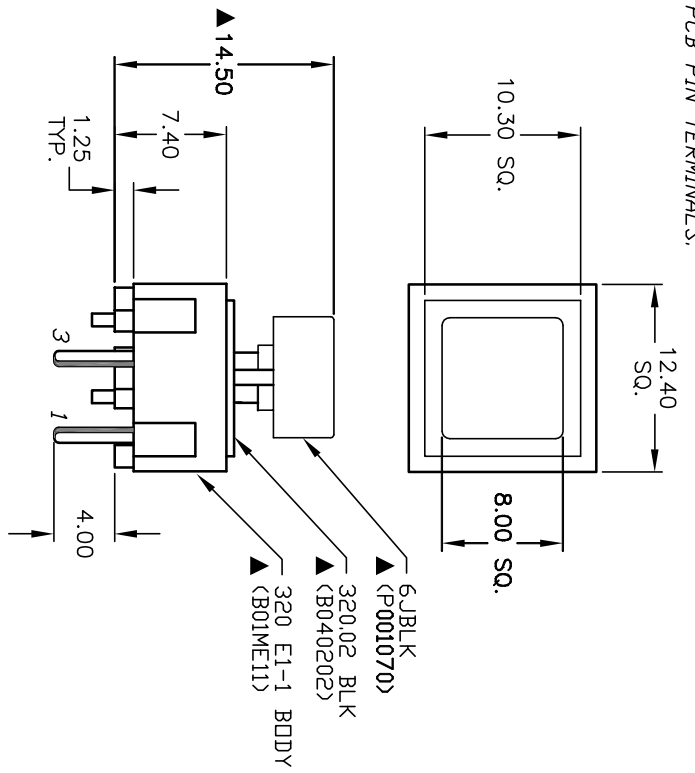
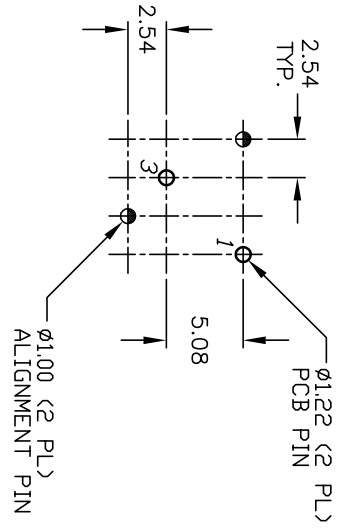
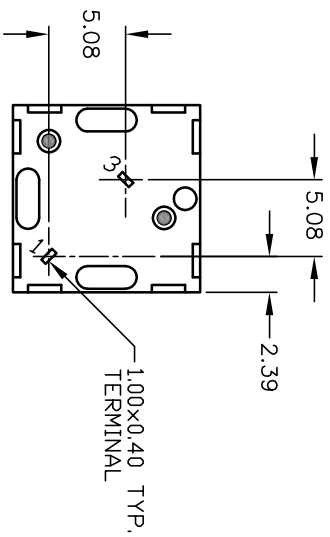


TOP VIEW - SHOW ORIENTATION OF LEGENDS
IN RESPECT TO THE PCB PIN TERMINALS.



NOTES:

1. ALL DIMENSIONS IN MM
2. GENERAL TOLERANCE: X.X=±0.4
X.XX=±0.25
3. TERMINAL NO'S FOR REFERENCE ONLY.
4. RATING: 25mA, @50VDC
5. OPERATING FORCE: 120gF
6. TRAVEL TO MAKE: 0.7mm
7. USES CONTACT DOME:
320 E1-1 CONTACT (PN# B0500011)
8. ▲ DENOTES CRITICAL PARAMETER.



A	13349	RELEASED FOR PRODUCTION	8/6/03	AR
REV.	ECN No.	DESCRIPTION	DATE	CHKD

THE INFORMATION CONTAINED IN THIS DOCUMENT
IS PROPRIETARY TO E-SWITCH AND IS
NOT TO BE COPIED OR TRANSFERRED

TITLE				
320.02E116JBLK				
E-SWITCH®				
SCALE	DATE	DR	DWG	REV
2:1	8/6/03	AR	XB0817A	A