

4

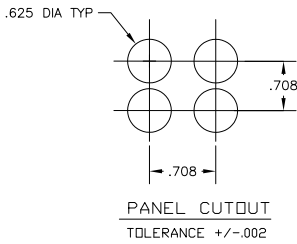
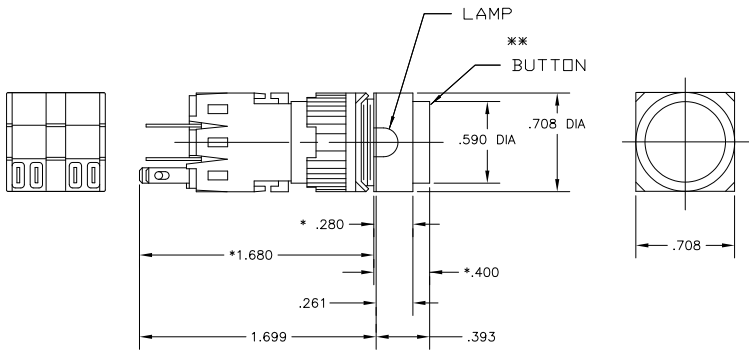
3

2

1

THIS DRAWING IS UNPUBLISHED. RELEASED FOR PUBLICATION. ALL RIGHTS RESERVED.

LOC		DIBT		REVISIONS		
P	LTR	DESCRIPTION	DATE	BY	APPD	
A1		REVISED PER ECO-11-004917	11MAR11	RK	HMR	



* DENOTES OILTIGHT VERSION DIMENSION
 ** ORDER BUTTON AND LAMP SEPARATELY; SEE REF 80810 & 80811

SPECIFICATIONS:

MATERIALS:

MOVABLE CONTACT: COPPER ALLOY, GOLD PLATE OVER SILVER CLAD.
 FIXED CONTACT: COPPER ALLOY, GOLD PLATE OVER SILVER CLAD.

ELECTRICAL:

CONTACT RATING: 0.4VA @ 20VDC OR PEAK AC.
 5 AMPS @ 250VAC OR 24VDC (RESISTANCE).
 INITIAL CONTACT RESISTANCE: 20 MILLIOHMS MAX
 INSULATION RESISTANCE: 100 MEGOHMS MINIMUM
 DIELECTRIC STRENGTH: 1500 VOLTS RMS @ SEA LEVEL
 LIFE EXPECTANCY: 100,000 OPERATIONS AT RATED CURRENT

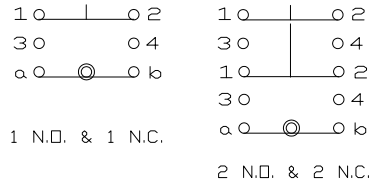
ENVIRONMENTAL:

OPERATING TEMPERATURE: -4 F TO 122 F
 (-20 C TO 50 C)
 STORAGE TEMPERATURE: -4 F TO 122 F
 (-20 C TO 50 C)

NOTES:

- INTERPRET DRAWING PER ASME Y14.5M-1994
 - DILIGHT MODELS MEET NEMA 1, 12, 13 REQUIREMENTS
 - UL RECOGNIZED E-51302
 - PANEL THICKNESS: NON-DILIGHT = 0.230 MAX
DILIGHT = 0.210 MAX
- △ THE PLATINGS CONTAINED IN THIS PART SHALL CONTAIN NO LEAD.
 △ PRELIMINARY PART, NOT RELEASED FOR PRODUCTION.

* DENOTES OILTIGHT VERSION DIMENSIONS
 ** ORDER BUTTON AND LAMP SEPARATELY; SEE REF 80810 & 80811



CONTACT DIAGRAM (BUTTON NOT DEPRESSED)

WAS DWG 80809

PART No.	COMMENTS	MODEL NON OILTIGHT	MODEL OILTIGHT	CONTACTS	ACTION
1571543-3	△ △	164EL522		2 N.O. & N.C.	PUSH ON/PUSH OFF
1571543-2	△ △	164EL511		1 N.O. & N.C.	PUSH ON/PUSH OFF
1571543-1	△ △	164EL11		1 N.O. & N.C.	MOMENTARY
		165EL533		3 N.O. & N.C.	PUSH ON/PUSH OFF
4-1437569-5		165EL522		2 N.O. & N.C.	PUSH ON/PUSH OFF
4-1437569-4		165EL511		1 N.O. & N.C.	PUSH ON/PUSH OFF
		165EL33		3 N.O. & N.C.	MOMENTARY
4-1437569-3		165EL22		2 N.O. & N.C.	MOMENTARY
4-1437569-2		165EL11		1 N.O. & N.C.	MOMENTARY
1437569-7		164EL533		3 N.O. & N.C.	PUSH ON/PUSH OFF
1437569-6		164EL522		2 N.O. & N.C.	PUSH ON/PUSH OFF
1437569-5		164EL511		1 N.O. & N.C.	PUSH ON/PUSH OFF
1437569-4		164EL5		-	PUSH ON/PUSH OFF
		164EL33		3 N.O. & N.C.	MOMENTARY
1437569-3		164EL22		2 N.O. & N.C.	MOMENTARY
1437569-2		164EL11		1 N.O. & N.C.	MOMENTARY
1437569-1		164EL		-	MOMENTARY

THIS DRAWING IS A CONTROLLED DOCUMENT.		DRW. CMM 11-4-87	TE Connectivity
DIMENSIONS: INCHES		CHK. 12-8-87	
TOLERANCES UNLESS OTHERWISE SPECIFIED:		JOB 12-9-87	ILUMINATED PUSHBUTTON (164EL SERIES)
0 PLG ± .005		APPD	
1 PLG ± .005		PRODUCT SPEC	SIZE CASE CODE DRAWING NO
2 PLG ± .010		APPLICATION SPEC	A2 00779 C=1437569-1
3 PLG ± .010		WEIGHT	RESTRICTED TO
4 PLG ± .010		FINISH	SCALE NTS SHEET 1 of 1 REV A1
MATERIAL -		CUSTOMER DRAWING	