

4

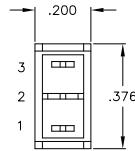
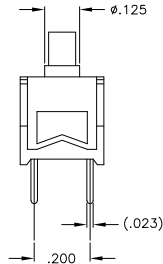
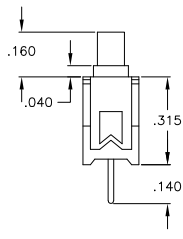
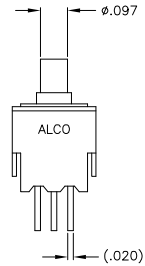
3

2

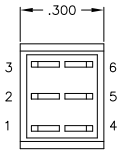
1

THIS DRAWING IS UNPUBLISHED. RELEASED FOR PUBLICATION  
 © COPYRIGHT BY TYCO ELECTRONICS CORPORATION. ALL RIGHTS RESERVED.

LOC	DIST	REVISIONS			
F	LTR	DESCRIPTION	DATE	MIN	APD
AD	00	A	DRAWING CREATED	28NOV05	MKC



SINGLE POLE

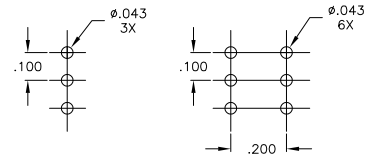


DOUBLE POLE

## NOTES:

- TERMINAL NUMBERS ARE FOR REFERENCE ONLY AND DO NOT APPEAR ON SWITCHES.
- ALL MATERIALS AND FINISHES SHALL COMPLY WITH EU DIRECTIVE 2003/95/EC OF 27JAN2003 (ROHS).

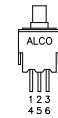
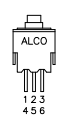
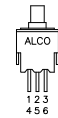
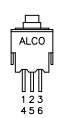
MATERIALS		
COMPONENT NAME	BASE MATERIAL	FINISH
HOUSING	PBT, UL94 V-0, GRAY	
FRAME	BRASS	NICKEL
BUTTON	PBT, UL94 HB, BLACK	
MOVABLE CONTACT	PHOSPHOR BRONZE	GOLD OVER NICKEL
TERMINAL (CONTACT AREA)	PHOSPHOR BRONZE	GOLD OVER NICKEL
TERMINAL (SOLDER AREA)	PHOSPHOR BRONZE	GOLD OVER NICKEL



## PCB LAYOUTS

SPECIFICATIONS	
CURRENT RATING, MAX.	50mA @ 48 VDC OR PEAK AC (2.4VA)
CURRENT RATING, MIN.	1µA @ 20 VDC OR PEAK AC (.02VA)
TERMINATION RESISTANCE	50 MILLIOHMS MAX AT 1.5mA 200µVAC
INSULATION RESISTANCE	1000 MEGOHMS MIN @ 500 VDC
DIELECTRIC WITHSTANDING VOLTAGE	500 V RMS AT SEA LEVEL
OPERATING TEMPERATURE	-20°C to +85°C
STORAGE TEMPERATURE	-40°C to +85°C
PLUNGER TRAVEL	.047±.010
ELECTRICAL LIFE	
50mA @ 48 VDC OR PEAK AC	10,000 CYCLES
1µA @ 20 VDC OR PEAK AC	50,000 CYCLES
.4VA MAX @ 20 VDC OR PEAK AC	

1-2,4-5	2-3,5-6	(ON)	ON	.120	PC	2	2	APA2RGPC04	1825173-5
2-1	2-3	(ON)	ON	.120	PC	2	1	APA1FGPC04	1825173-3
1-3	OFF	(ON)	OFF	.120	PC	1	1	APA1CGPC04	1825173-2
OFF	1-3	(OFF)	ON	.120	PC	1	1	APA1BGPC04	1825173-1



ACTUATOR

TERMINAL

THROWS

POLES

ALCO P/N

TYCO P/N

TERMINALS CONNECTED

FUNCTION

DIMENSIONS:		TOLERANCES UNLESS OTHERWISE SPECIFIED:		APPROVED:		TYCO ELECTRONICS	
INCHES	0 PLC ± .010	1 PLC ± .010	2 PLC ± .010	3 PLC ± .010	4 PLC ± .010	DATE	28NOV05
MATERIAL	FINISH	WEIGHT	APPLICATOR	NAME	MOHAN	DATE	28NOV05
THIS DRAWING IS A CONTROLLED DOCUMENT.				Tyco Electronics Corporation Harrisburg, PA 17105-3608			
CUSTOMER DRAWING				APA SERIES PUSHBUTTON SWITCH, PC TERMINALS			
SCALE 4:1				SHEET 1 of 1			