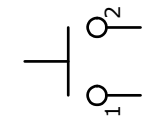
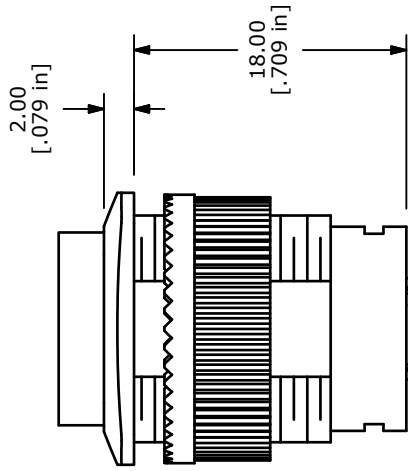
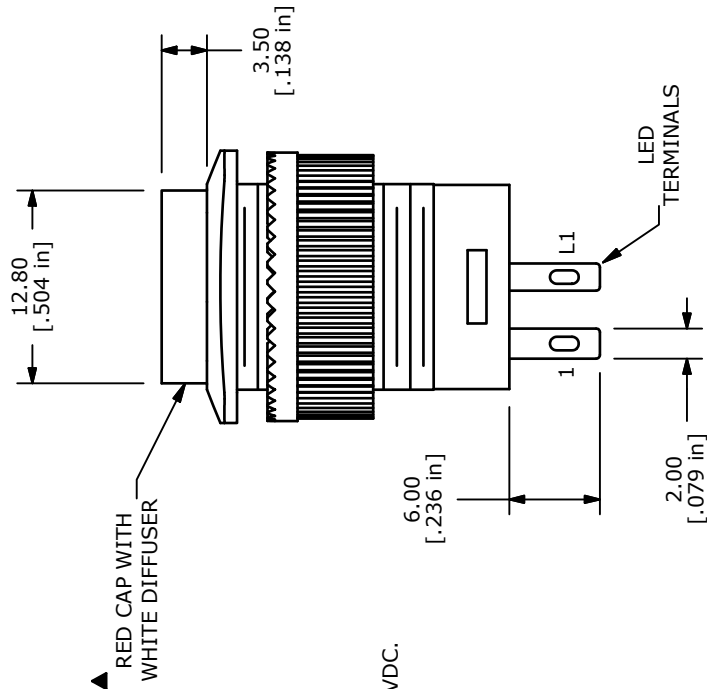
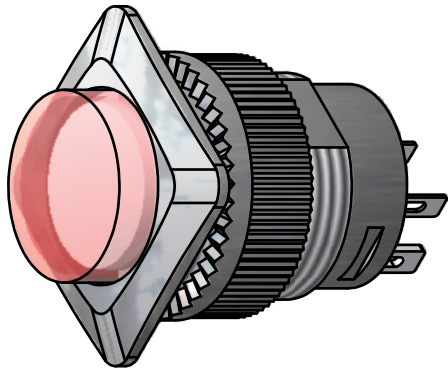
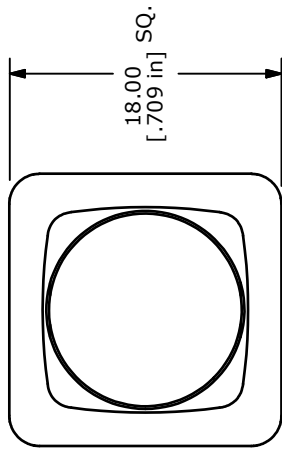
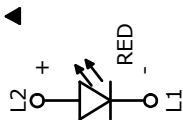


PANEL MOUNTING



CIRCUIT: SPST
MOMENTARY



- NOTE:
1. ALL DIMENSIONS IN MM [INCH]
 2. GENERAL TOLERANCE: X.X=±0.4
X.XX=±0.25
 3. TERMINAL NUMBERS FOR REF ONLY
 4. CIRCUIT: SPST OFF-MOMENTARY ON
 5. CONTACT RATING: 3A @ 125VAC, 1.5A @ 250VAC
 6. ELECTRIC LIFE: 6,000 CYCLES AT FULL LOAD MIN.
 7. CONTACT RESISTANCE: 50 MILLI-OHM MAX. (INITIAL)
 8. INSULATION RESISTANCE: 100 MEGA-OHM MIN. @ 500VDC.
 9. DIELECTRIC STRENGTH: 1,500VAC FOR 1 MINUTE.
 10. LED COLOR: RED
 11. OPERATING TEMPERATURE: -0°C TO +65°C.
 12. PANEL THICKNESS RANGE: 7.0 mm MAX.
 13. ▲DENOTES CRITICAL PARAMETER.
 14. 2002/95/EC (ROHS) COMPLIANT
 15. HARDWARE INCLUDED: MOUNTING NUT

▲ LED SPECS	UNITS	RED
FORWARD CURRENT	mA	20
FORWARD VOLTAGE	V	1.8-2.4
LUMINOUS INTENSITY	MCD	20



TITLE RP3508ABLKREDREDS

D	19610	ADDED LED SPECS	1/20/11	BGL
REV	PCR NO	DESCRIPTION	DATE	BY

THE INFORMATION CONTAINED IN THIS DOCUMENT IS PROPRIETARY TO E-SWITCH AND IS NOT TO BE COPIED OR TRANSFERRED

SCALE	2 : 1	DATE	1/20/2011	DR	BGL	DWG	F130416	REV	D
-------	-------	------	-----------	----	-----	-----	---------	-----	---