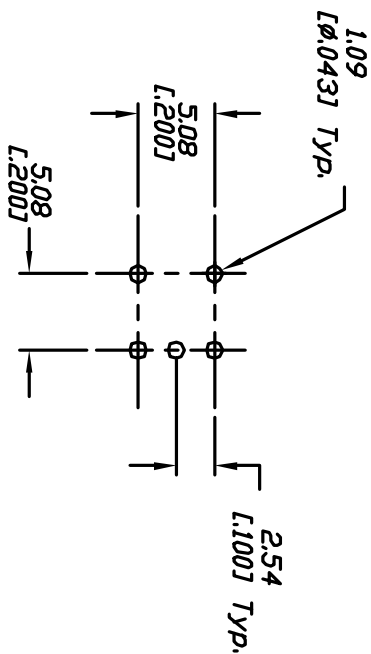


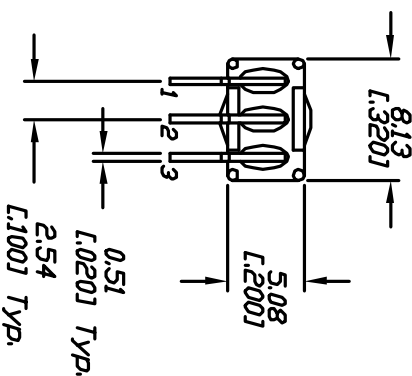
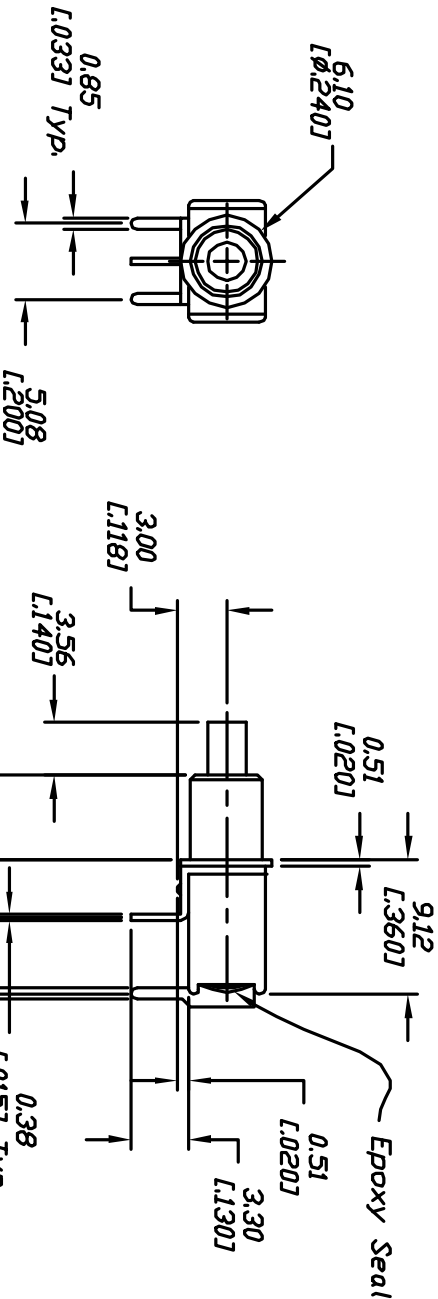
CIRCUIT, SPDT
CONTACT CONFIGURATION

DN	(CND)
2-1	2-3

() = Momentary



RECOMMEND P.C.B. LAYOUT



NOTES:

1. ALL DIMENSIONS IN MM [INCH]
2. GENERAL TOLERANCE: 0.0=±0.4
0.00=±0.25
3. TERM. NOS. FOR REF. ONLY
4. RATING: 0.4(VA) max. 20VAC or DC max.
5. FIXED TERMINAL & MOVING CONTACT: Cu alloy w/ Gold plate over Nickel plate.
6. ELECTRICAL LIFE: 60,000 make-and-break cycles at full load.
7. INSULATION RESISTANCE: 1,000M ohm min.
8. DIELECTRIC STRENGTH: 1,000V RMS @sea level.
9. OPERATING TEMP.: -30°C to 85°C

E-SWITCH®

800 SP-8 B7 M6 R E

REV. A		10291		RELEASED FOR PRODUCTION		TITLE	
ECN NO.		DESCRIPTION		DATE		SCALE	
THE INFORMATION CONTAINED IN THIS DOCUMENT IS PROPRIETARY TO E-SWITCH AND IS NOT TO BE COPIED OR TRANSMITTED						2:1	
DATE		CHKD		DATE		DR	
				7/27/99		MM	
						DWG	
						T833039	
						REV	
						A	