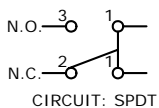
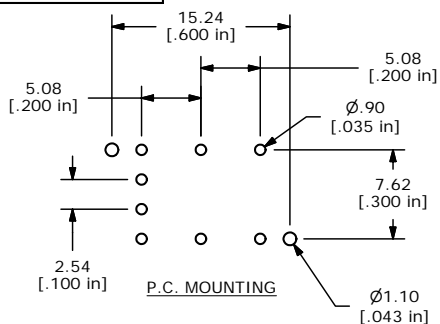
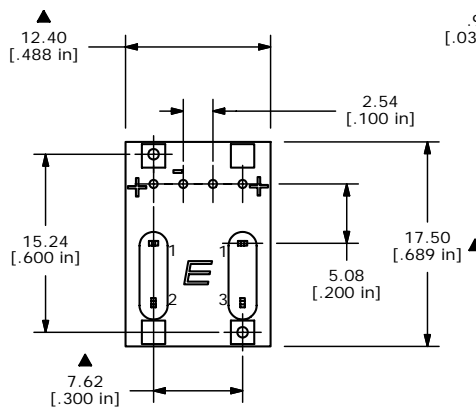
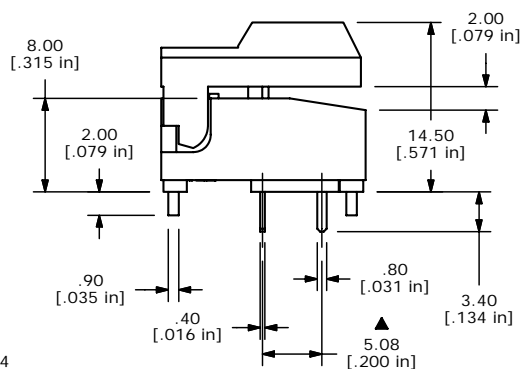
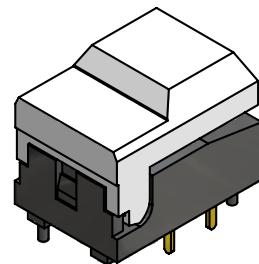
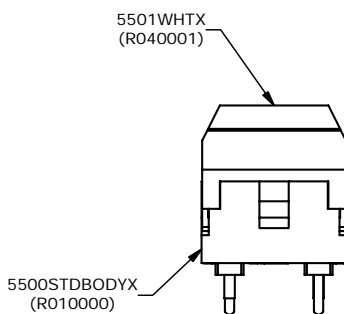


SHEET 1 OF 1



NOTES:

1. ALL DIMENSIONS IN MM [INCH]
2. GENERAL TOLERANCE: X.X=±0.4
X.XX=±0.25
3. TERMINAL NUMBERS FOR REF. ONLY.
- ▲ 4. RATING: 30mA @ 12VDC
5. CONTACT RESISTANCE: 50mΩ MAX
6. INSULATION RESISTANCE: 50MΩ @ 500VDC
7. DIELECTRIC STRENGTH: 1,000 VAC @ 50/60 Hz FOR 1 min.
8. OPERATING FORCE: 150±50gf
9. TRAVEL: 1.5±0.3
10. MECHANICAL LIFE: 500,000 CYCLES
11. ELECTRICAL LIFE: 30,000 CYCLES
12. OPERATING TEMPERATURE: -25°C TO 65°C
13. ▲ DENOTES CRITICAL PARAMETER



E-SWITCH®

TITLE 5501MWHTX

A	15607	RELEASED FOR PRODUCTION	12/15/05	PH
REV	PCR NO	DESCRIPTION	DATE	BY

SCALE	DATE	DR	DWG	REV
2:1	12/15/2005	PH	XR0244P	A

THE INFORMATION CONTAINED IN THIS DOCUMENT IS PROPRIETARY TO E-SWITCH AND IS NOT TO BE COPIED OR TRANSFERRED