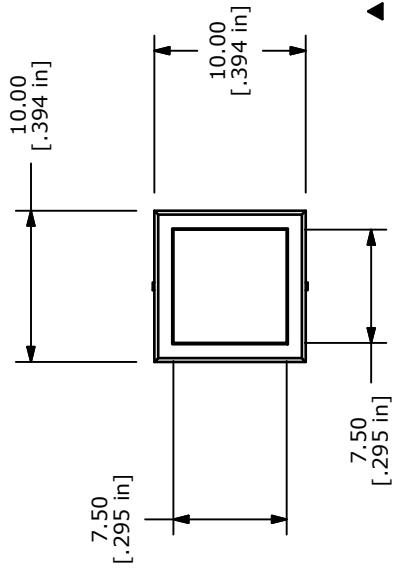
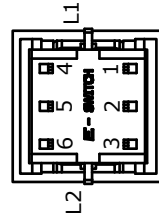
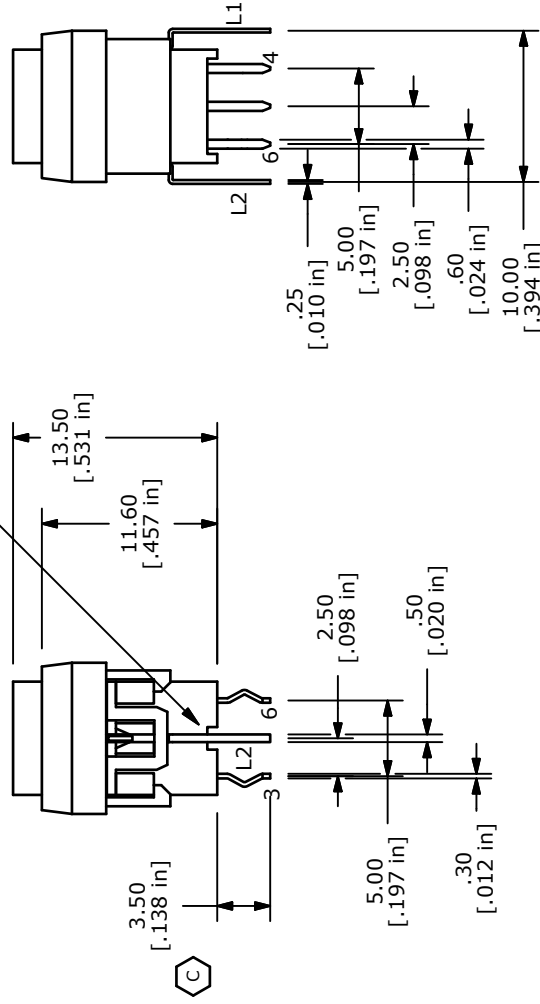


NOTES:

1. ALL DIMENSIONS IN MM [INCH]
2. GENERAL TOLERANCE: X.X=±0.4
X.XX=±0.25
3. TERMINAL NUMBERS FOR REF ONLY
4. CONTACT RATING: CURRENT: 100mA
VOLTAGE: 30 VDC
5. OPERATING LIFE: 50,000 MAKE-AND-BREAK CYCLES
6. INSULATION RESISTANCE: 500VDC, 100M OHM. MIN.
7. OPERATING FORCE: 250gf ± 100 GRAMS
8. OPERATING TEMP.: -20°C to 70°C
- ▲ 9. TRAVEL: 1.00 ± 0.3mm LOCK
1.50 ± 0.3mm FULL TRAVEL
10. CONTACT RESISTANCE: 50 m OHM. MAX.
11. ▲ DENOTES CRITICAL PARAMETER.
12. 2002/95/EC (ROHS) COMPLIANT
- ▲ 13. LED COLOR: WHITE



▲ WHITE DOT INDICATES LED CATHODE



LED SPECS	UNITS	WHITE
FORWARD CURRENT	mA	20
FORWARD VOLTAGE @20mA	V	3.5-4.0
LUMINOUS INTENSITY @ 10mA	MCD	2700



E-SWITCH™

TITLE LP4EE1PBATW

REV	PCR NO	DESCRIPTION	DATE	BY
C	19601	DRAWING UPDATE	1/19/11	BGL
B	18414	PCB LAYOUT SECTION FIXED	2/19/09	BLR
A	18354	RELEASE FOR PRODUCTION	12/18/08	BLR

THE INFORMATION CONTAINED IN THIS DOCUMENT IS PROPRIETARY TO E-SWITCH AND IS NOT TO BE COPIED OR TRANSFERRED

SCALE 2 = 1 DATE 2/19/2009

DR BLR

DWG B240008

REV C