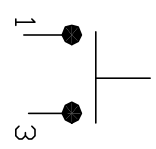
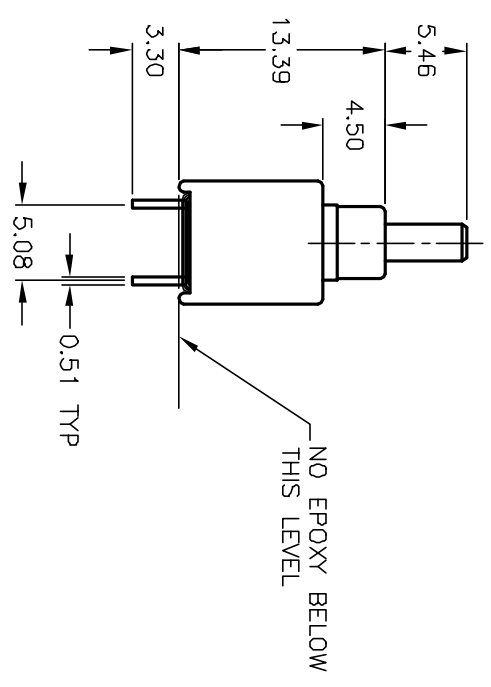
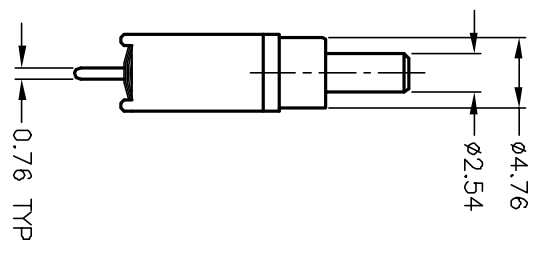


RECOMMENDED PCB LAYOUT



CIRCUIT: SPST

OFF (ON)

() = MOMENTARY

CONTACT CONFIGURATION

- NOTES:
1. ALL DIMENSIONS IN MM
 2. GENERAL TOLERANCE: X.XXX±0.25
 4. RATING: 0.4 VA MAX @ 20 V AC OR DC
 5. ELECTRICAL LIFE: 50,000 make-and-break cycles at full load.
 6. DIELECTRIC STRENGTH: 1,000V RMS @ sea level
 7. OPERATING TEMP.: -30°C to 85°C

A		10963	RELEASED FOR PRODUCTION	9/19/00	GLG	TITLE	800A	WSP-9 M2 R E	DR	GLG	DWG	T833007	REV	A
REV.	ECN NO.	DESCRIPTION		DATE	CHKD	SCALE								
<p>THE INFORMATION CONTAINED IN THIS DOCUMENT IS PROPRIETARY TO E-SWITCH AND IS NOT TO BE COPIED OR TRANSMITTED</p>														

E-SWITCH®