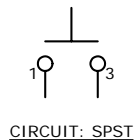
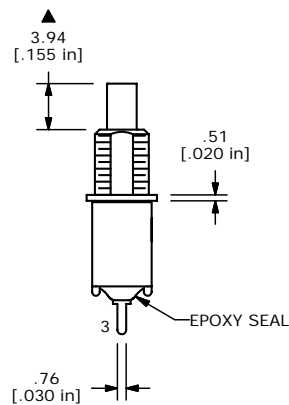
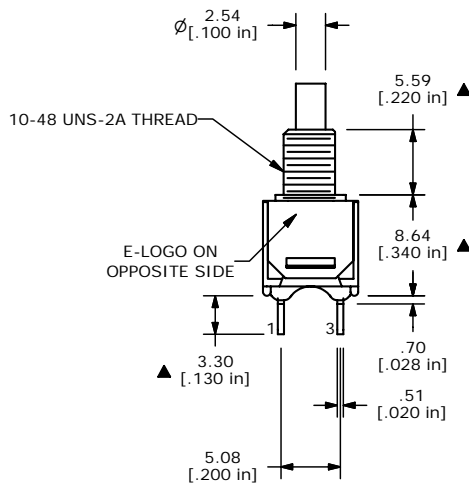
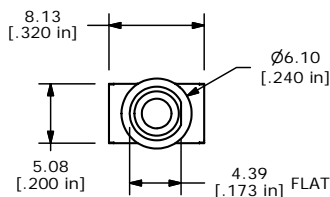


SWITCH FUNCTION	
POS. 1	POS. 2
OFF	(ON)
OPEN	1-3

(ON)=MOMENTARY



- NOTE:
1. ALL DIMENSIONS IN MM [INCH]
 2. GENERAL TOLERANCE: X.X=±0.4
X.XX=±0.25
 3. TERMINAL NUMBERS FOR REF ONLY
 4. PLATING MATERIAL: SILVER
 5. RATING: 3 AMPS @ 120VAC OR 28VDC UL, CUL
1 AMPS @ 250VAC UL, CUL
 6. ELECTRIC LIFE: 60,000 MAKE-AND-BREAK CYCLES AT FULL LOAD.
 7. INSULATION RESISTANCE: 1,000 MEGA-OHM MIN.
 8. DIELECTRIC STRENGTH: 1,000 V RMS @SEA LEVEL.
 9. OPERATING TEMP.: -30°C to 85°C
 10. ▲ DENOTES CRITICAL PARAMETER.
 11. 2002/95/EC (ROHS) COMPLIANT



ISOMETRIC

E-SWITCH®

TITLE 800SP9B5M2QE

D	16811	REVISED AND REDRAWN	12/29/06	TN
REV	PCR NO	DESCRIPTION	DATE	BY

THE INFORMATION CONTAINED IN THIS DOCUMENT IS PROPRIETARY TO E-SWITCH AND IS NOT TO BE COPIED OR TRANSFERRED

SCALE 2:1	DATE 12/29/2006	DR TN	DWG T811004	REV D
-----------	-----------------	-------	-------------	-------