
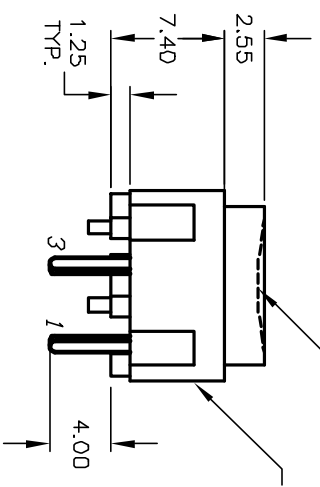


320 BLK CAP  
(B040000)



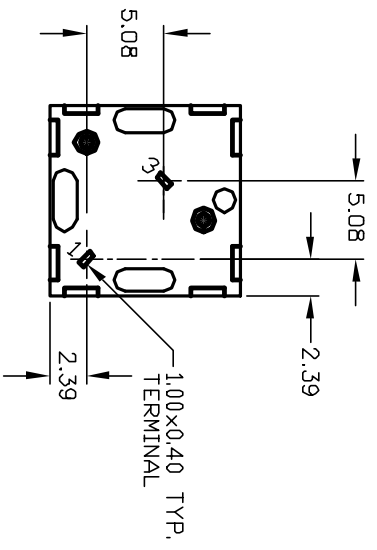
SHOWN CAP REMOVED

320 E1-1 CONTACT  
(B050001)

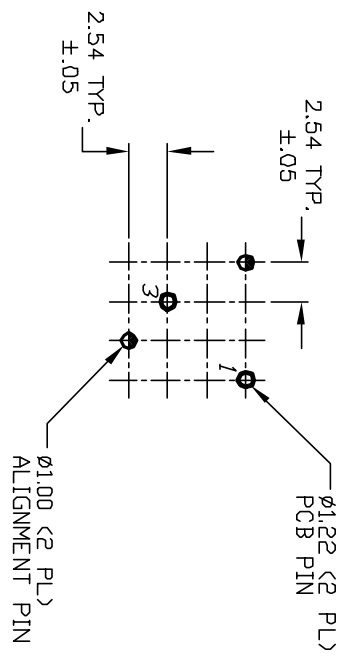


320 E1-1 BODY  
(B01ME11)

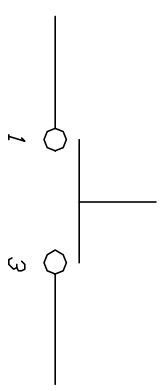
W/ FINGER RECESS



TOP VIEW -SHOW ORIENTATION OF LEGENDS  
IN RESPECT TO THE PCB PIN TERMINALS.



RECOMMENDED P.C.B. LAYOUT



CIRCUIT: SPST  
CONTACT CONFIGURATION

NOTES:

1. ALL DIMENSIONS IN MM
2. GENERAL TOLERANCE: X.X=±0.4  
X.XX=±0.25
3. TERMINAL NO.'S FOR REFERENCE ONLY.
4. RATING: 25mA, @50VDC
5. OPERATING FORCE: 120gf
6. TRAVEL TO MAKE: 0.7mm

**E-SWITCH®**

320 E1-1 BLACK

REV.	ECN No.	DESCRIPTION	DATE	CHKD
B	11867	REVISED AND REDRAWN	12/17/01	CJB

TITLE	SCALE	DATE	DR	DWG	REV
320 E1-1 BLACK	2:1	12/17/01	CJB	XB0016P	B

THE INFORMATION CONTAINED IN THIS DOCUMENT IS PROPRIETARY TO E-SWITCH AND IS NOT TO BE COPIED OR TRANSFERRED