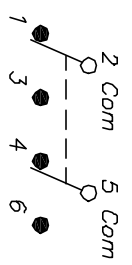
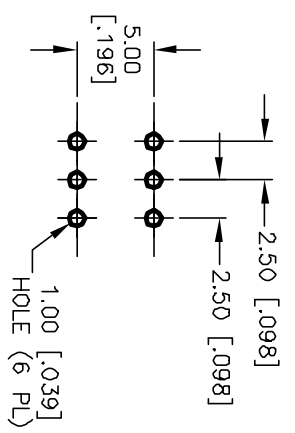
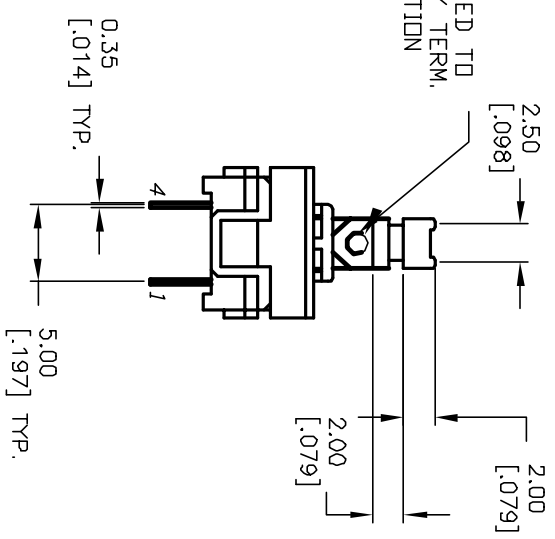
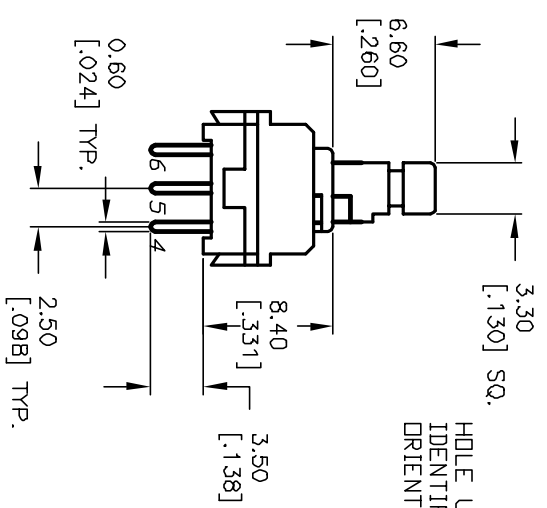
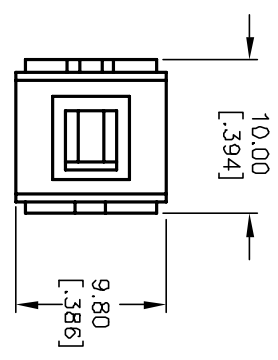


SWITCH FUNCTION	
PDS 1	PDS 2
2,3-5-6	2-1,5-4



CIRCUIT: 2PDT

- NOTES:
1. ALL DIMENSIONS IN MM [INCH]
 2. GENERAL TOLERANCE: X.X=±0.4
X.XX=±0.25
 3. TERM. NOS. FOR REFERENCE ONLY.
 4. CONTACT RATING: 0.1A@ 30VDC
 5. ELECTRICAL LIFE: ≥10,000 CYCLES TYPICAL.
 6. OPERATING FORCE: 250±100 gram force TYP
 7. TRAVEL:
 - 1.2mm Travel To Latch TYPICAL
 - 1.8mm Total Travel TYPICAL
 8. CONTACT RESISTANCE: 50 MΩ TYPICAL Initial
 9. DIELECTRIC STRENGTH: 500 V RMS
 10. OPERATING TEMP.: -10°C to +60°C
 11. MATERIALS:
 - COVER/PLUNGER- ACETAL, UL94-HB
 - HOUSING- PBT, UL94-V0 (VALOX)
 - CONTACT& TERMINALS- Copper Alloy w/Silver Plate.



RECOMMENDED P.C.B. LAYOUT

REV.	ECN No.	DESCRIPTION	DATE	CHKD
A	-	RELEASED FOR PRODUCTION	11/08/01	-

TITLE	SCALE	DATE	DR	DWG	REV
JN2U DA N AG X	2:1	11/08/01	-	D3000000	A

E-SWITCH®