



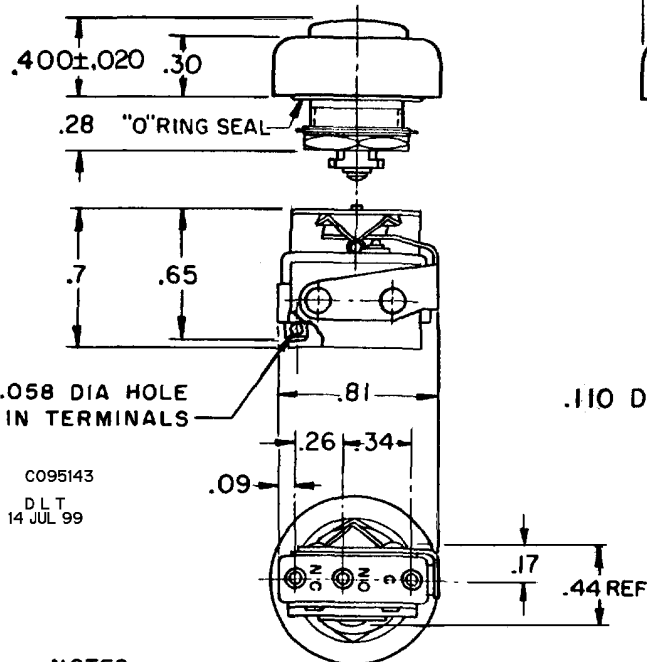
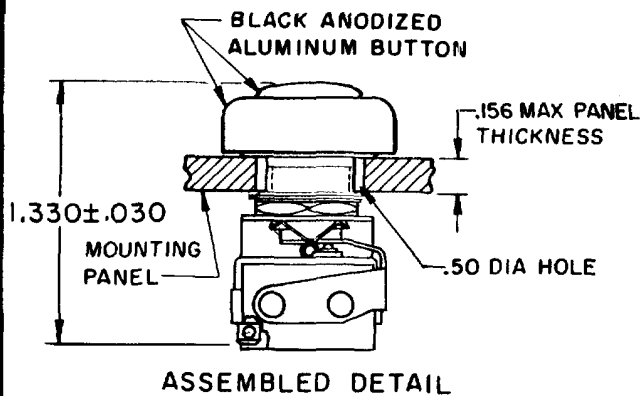
MICRO SWITCH
 FREEPORT, ILLINOIS, U.S.A.
 A DIVISION OF HONEYWELL

FED. MFG. CODE 91929

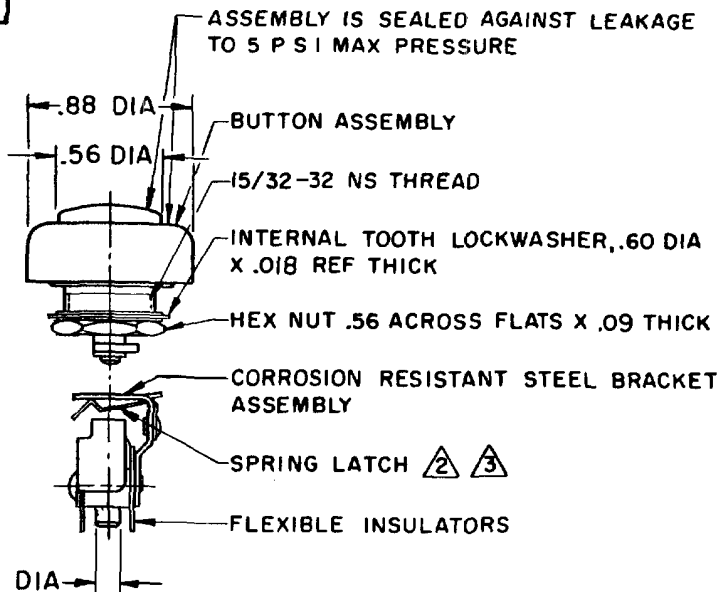
ASSEMBLY- PUSHBUTTON SWITCH

CATALOG LISTING

IPB 42



- NOTES**
- 1- UNIT INCLUDES CATALOG LISTING "ISM" TYPE BASIC SWITCH
 - 2 SPRING LATCH PERMITS ASSEMBLY AND DISASSEMBLY AS REQUIRED
 - 3 "D" SHAPED HOLE IN SPRING LATCH PREVENTS ROTATION BETWEEN THE TWO PARTS
 - 4- ASSEMBLY IS COMPLETED AFTER INSTALLING BUTTON TO PANEL
 - 5- TERMINALS ARE PLATED FOR SOLDERING



THIS DRAWING COVERS A PROPRIETARY ITEM AND IS THE PROPERTY OF MICRO SWITCH, A DIVISION OF HONEYWELL. THIS DRAWING IS NOT TO BE COPIED OR USED WITHOUT THE APPROVAL OF MICRO SWITCH.

CHARACTERISTICS	ELECTRICAL DATA	SCALE FULL
OPERATING FORCE — — — — 2 LB MAX	CONTACT ARRANGEMENT S P D T	DO NOT SCALE PRINT
PLUNGER TRAVEL — — — .062 APPROX	250 VAC — — — — — — — — — 5 AMP	UNLESS OTHERWISE NOTED DIMENSIONS ARE IN INCHES TOLERANCES ARE: ONE PLACE (.0) ±.030 TWO PLACE (.00) ±.015 THREE PLACE (.000) ±.005 ANGLES ±
	30 VOLTS DC RATING	
	INDUCTIVE — — — — SEA LEVEL — — — 3 AMP	
	50,000 FT — — — — — 2.5 AMP	
	RESISTIVE — — — — SEA LEVEL — — — 5 AMP	
	50,000 FT — — — — — 5 AMP	
	MAXIMUM INRUSH — — — — — 24 AMP	WEIGHT

IPB42
 PAGE 1 OF 1
 M
 DRAWING NUMBER
 8
 ISSUE
 REVISIONS
 A C019743
 M B F
 30 MAR 65
 B D020470
 M B F
 2 SEP 65
 C C095143
 DLT
 14 JUL 99
 CHECK
 APR 65
 LSD
 CHECK
 MAR 65
 DRAWN
 M B F
 30 MAR 65
 FORMTEK
 FC-50378