

File E61760(N) **59160 Surface Mount Features and Benefits**



Features

- 2 Part Magnetically Operated Proximity Sensor
- Surface mount technology on to printed circuit board
- J & Gull wing lead option
- Tape and reel option
- Moulded stand-off to allow board washing

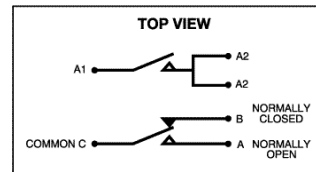
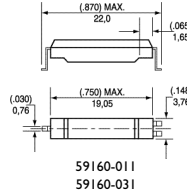
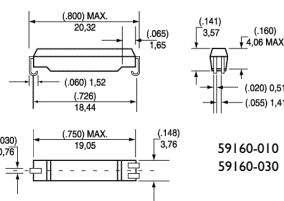
Benefits

- Suitable for pick and place
- No standby power requirement
- Operates through non-ferrous materials such as wood, plastic or aluminium
- Hermetically sealed, magnetically operated contacts continue to operate long after optical and other technologies fail due to contamination

Applications

- Position and limit sensing
- Security system switch
- Door switch

DIMENSIONS



Recommended Activating Positions:



Sensors and Matching Actuators (Note 2)		Actuator	Sensor	
Must Actuate	Must Release			
.155 (3,93)	.440 (11,17)	57050-000	59160-010	59160-030
.155 (3,93)	.440 (11,17)	57050-000	59160-011	59160-031

Electrical Specifications and Operating Characteristics			Form A SPST-NO Standard	Form C SPDT-CO Standard
Contact Type				
Contact Rating		Watt - max.	10	5
Voltage	Switching	Vdc - max.	200	175
	Breakdown	Vdc - min.	250	200
Current	Switching	A - max.	0.5	0.25
	Carry	A - max.	0.8	1.5
Resistance	Contact, Initial	- max.	0.2	0.2
	Insulation	- min.	10 ⁹	10 ⁷
Capacitance	Contact	pF - typ.	0.3	0.3
Temperature	Operating	°C	-40 to + 105	-40 to + 105
	Storage	°C	-65 to + 105	-65 to + 105
Time	Operate	ms - typ.	1.0	1.0
	Release	ms - typ.	1.0	1.0
Shock	11ms 1/2 sine	G - max.	100	50
Vibration	50-2000 Hz	G - max.	30	30

- Notes:
1. Board Mounting:
57050-000 requires (0.062) 1,57 thick board, (0.125) 3,17 dia. holes on (0.720) 18,28 nominal centers.
 2. Order Actuators as a separate item.
 3. Underwriters Laboratories recognition. For details on electrical specifications contact Hamlin, Inc.

INFORMATION PROVIDED ON THIS DATA SHEET IS PROVIDED FOR INFORMATION PURPOSES ONLY AND SHOULD NOT BE RELIED UPON AS BEING ACCURATE FOR ANY PARTICULAR PURPOSE. Product performance may be affected by the application to which the product is put. Upon request, HAMLIN will assist purchasers by providing information specific to any particular application. HAMLIN disclaims any and all liability whatsoever for any purchaser's reliance upon the information contained on this data sheet without further consultation with authorised representatives of HAMLIN.

Breed Electronics USA Tel: 001 920 648 3000 • Fax: 001 920 648 3001 • Email: sales@hamlin.com
Breed Electronics UK Tel: +44 (0)1379 649700 • Fax: +44 (0)1379 649702 • Email: uksales@breedtech.com
Breed Electronics Germany Tel: +49 (0) 6181 953660 • Fax: +49 (0) 6181 953666 • Email: hamlin-electronics.de@breedtech.com
Breed Electronics France Tel: +33 1 46 87 02 02 • Fax: +33 1 46 86 67 86 • Email: hamectrol@hamectrol.fr