

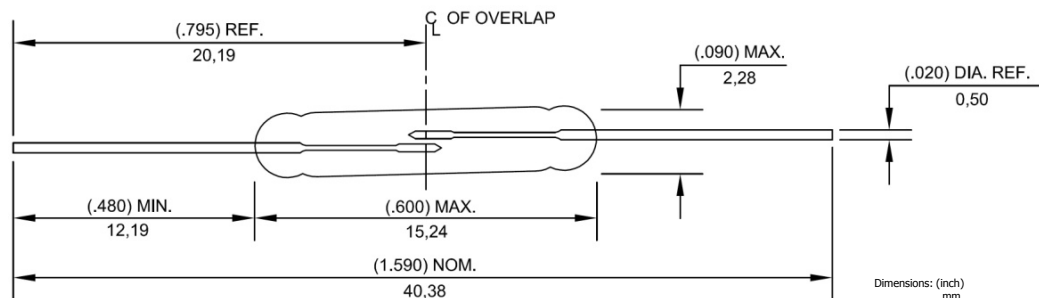
BENEFITS

- Hermetically sealed switch
- Contacts have no effect on their external environment
- Low space requirement
- Zero operating power required
- Fit and forget durability

APPLICATIONS

- Reed Relays
- Security
- Limit Switching
- Telecoms line switching
- Office equipment
- Light inductive loads
- European mains Voltage Switching

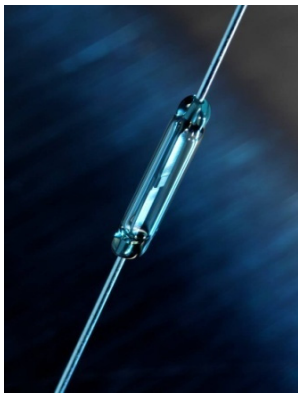
HA15-2



Switch type		HA15-2		
Contact Form		A (SPST)		
ELECTRICAL RATINGS		Sensitivity (5)	17-23	22+
Contact Rating (2)		Watts - max	20 W for 100-265 VAC loads 10 W for all other loads	
Voltage	Switching	VAC rms max / VDC	265 / 200	265 / 200
	Breakdown	VDC - min	400	450
Current	Switching	A - max (AC/DC)	0.3 / 0.4	0.35 / 0.5
	Carry	A - max (DC)	1.4	1.5
Resistance	Contact, Initial	Ω - max	0.100	0.100
	Insulation	Ω - min	10^{10}	10^{10}
Capacitance	Contact	pF - typ	0.2	0.2
Temperature	Operating	$^{\circ}\text{C}$	-20 to +125	-20 to +125
	Storage (6)	$^{\circ}\text{C}$	-65 to +125	-65 to +125
OPERATING CHARACTERISTICS				
Operate time (3)		ms - max	0.6	
Release Time (3)		ms - max	0.2	
Shock	11ms 1/2 sine wave	G - max	100	
Vibration	50-2000 Hertz	G - max	30	
Resonant Frequency		Hz - typ	4000	
MAGNETIC CHARACTERISTICS				
Pull-in Range (4)		Ampere Turns	17-23, 22-28, 27-33	
Test Coil			L4989	

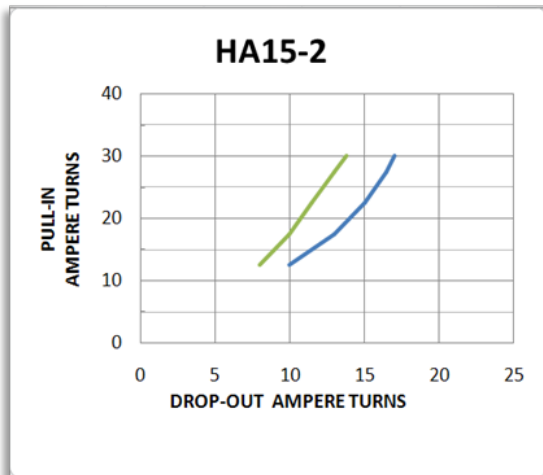
Notes

- 1) For details on electrical specifications contact Hamlin
- 2) Contact rating-Product of the switching voltage and current should never exceed the wattage rating. Contact Hamlin for additional load/life information
- 3) Operate (inc. bounce / Release Time-per Eia/NARM RS421A, diode suppressed coil.
- 4) Pull in Range-Contact Hamlin for tolerances within this range.
- 5) Rating Sensitivity. The value at which contact ratings and operating characteristics are determined. Derating may be required for lower values
- 6) Storage Temperature-Long time exposure at elevated temperature may degrade solderability of the leads.

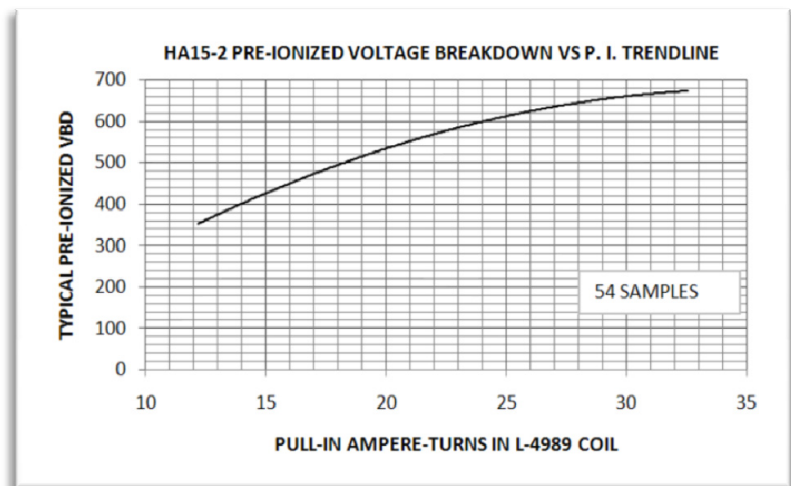


HA15-2

PI vs DO



BREAKDOWN VOLTAGE



TYPICAL LIFE TEST RESULTS

Voltage	10 VDC	24VDC	25VDC	120VAC Relay	250VAC
Current	1 mA	10 mA	250mA	20 mA	10 mA
Pull-In AT	20	20	20	15	20
Life	1 x 10 ⁸	1 x 10 ⁷	50 x 10 ⁶	2 x 10 ⁶	5 x 10 ⁶

Life test notes:-
 Each operation monitored for failure to open or close.
 15-20 samples each test.
 End of life criteria: >10% failure.
 Results may vary with such factors as pull-in, circuit reactance or drive method.