


CRD Series 10mm DIP Coded Rotary Switches



Features/Benefits

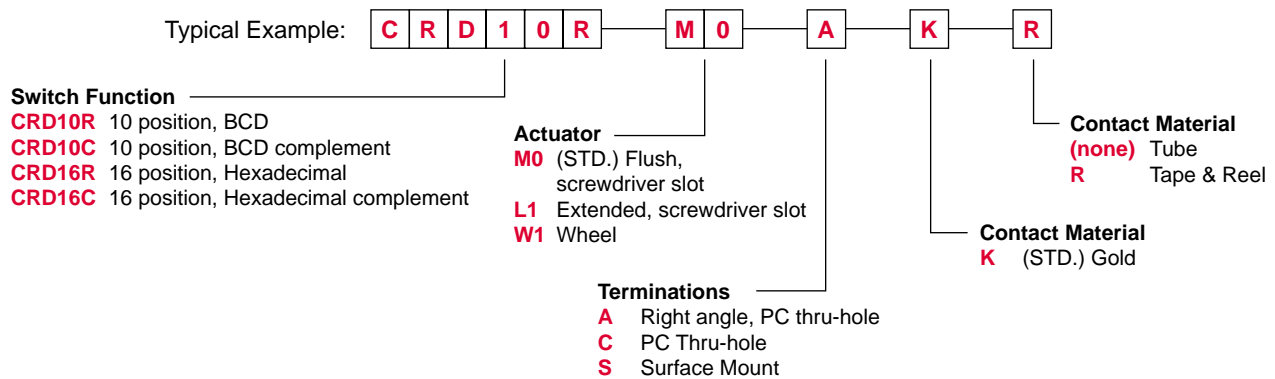
- **Process sealed** – withstands soldering and cleaning
- **Thru-hole and surface mount models**
- **Crisp, positive detent ensures actuation**

Typical Applications

- **Address switching applications**
- **Data storage devices**
- **Computer and peripherals**
- **Instrumentation**

How To Order

Our easy Build-A Switch concept allows you to mix and match options to create the switch you need. Below is a complete listing of options shown in catalog. To order, simply select desired option from each category and place in the appropriate box. Switches with standard options are shown on page D-17. Available options are shown and described on pages D-18 and D-19. For additional options not shown in catalog, consult Customer Service Center.



DIP

Specifications

CONTACT RATING: 0.4 V AC, DC 20 V max.
 ELECTRICAL LIFE: 20,000 steps min. @ 5 V DC 10 mA.
 MECHANICAL LIFE: 30,000 steps min.
 CONTACT RESISTANCE: 100 milliohms max. initial @ 2 V DC 10 mA.
 INSULATION RESISTANCE: 1000 megohms min. @ 100 V DC
 DIELECTRIC STRENGTH: 300 V AC for 1 minute.
 OPERATING TEMPERATURE: -20°C to 85°C.
 STORAGE TEMPERATURE: -40°C to 85°C.
 OPERATING FORCE: 1000 grams max.
 PACKAGING: Anti-static tube or tape & reel, 500 pieces per reel.

Materials

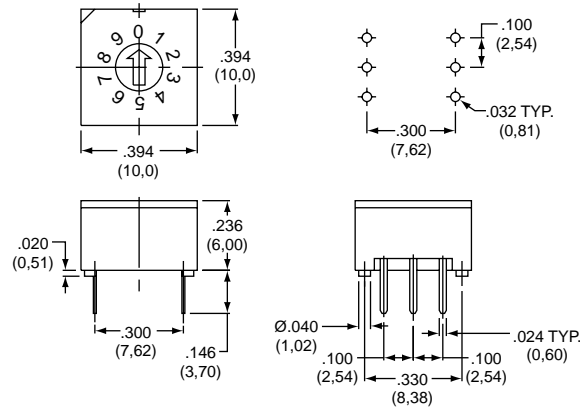
COVER: (PTH) PBT red; (SMT) PPA - red (UL 94V-0).
 HOUSING: (PTH) PBT green; (SMT) PPA - red (UL 94V-0).
 ACTUATOR: 4/6 nylon PA-6T (UL 94V-0).
 CONTACTS: Beryllium copper with gold over nickel.
 TERMINALS: Brass with tin-lead plated.

NOTE: Specifications and materials listed above are for switches with standard options. For information on specific and custom switches, consult Customer Service Center.

SWITCHES WITH STANDARD OPTIONS

PC Mount

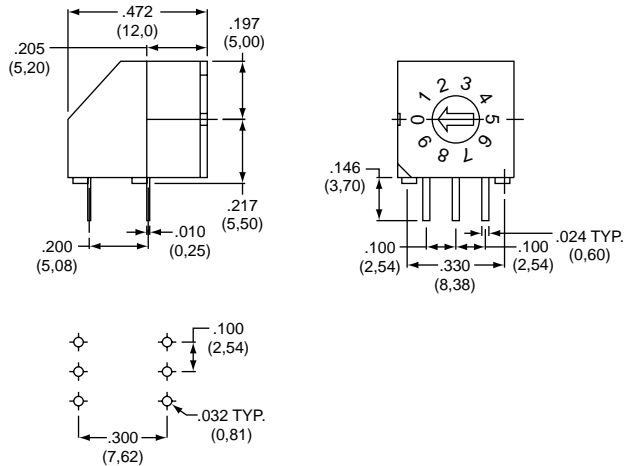
PART NUMBER	NO. POS.	QUANTITY PER TUBE
CRD10RM0CK	10	45
CRD16RM0CK	16	45



CRD10RM0CK

Right Angle Mount


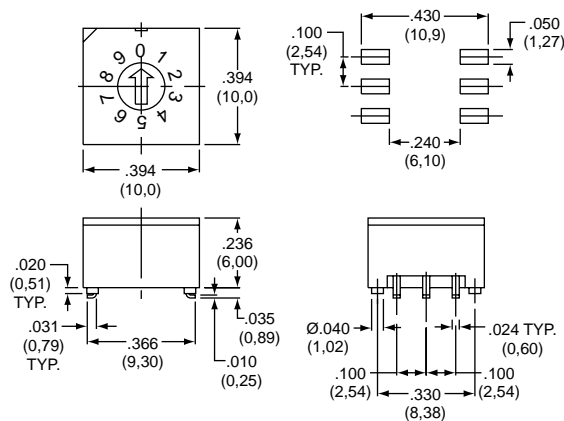
PART NUMBER	NO. POS.	QUANTITY PER TUBE
CRD10RM0AK	10	45
CRD16RM0AK	16	45



CD10RM0AK

Surface Mount

PART NUMBER	NO. POS.	QUANTITY PER TUBE
CRD10RM0SK	10	45
CRD16RM0SK	16	45



CD10RM0SK



DIP

CRD Series 10mm DIP Coded Rotary Switches



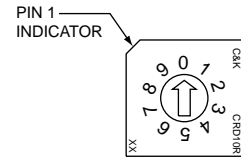
SWITCH FUNCTION

CRD10R 10 POSITION, BCD
ACTUATOR COLOR: WHITE

CRD10C 10 POSITION, BCD COMPLEMENT
ACTUATOR COLOR: BLACK

POS.	0	1	2	3	4	5	6	7	8	9
C	●	●	●	●	●	●	●	●	●	●
1		●	●	●	●	●	●	●	●	●
2			●	●	●	●	●	●	●	●
4				●	●	●	●	●	●	●
8									●	●

POS.	0	1	2	3	4	5	6	7	8	9
C	●	●	●	●	●	●	●	●	●	●
1	●	●	●	●	●	●	●	●	●	●
2	●	●	●	●	●	●	●	●	●	●
4	●	●	●	●	●	●	●	●	●	●
8	●	●	●	●	●	●	●	●	●	●

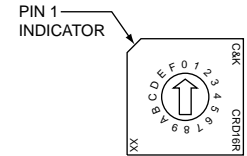


CRD16R 16 POSITION, HEXADECIMAL
ACTUATOR COLOR: WHITE

CRD16C 16 POSITION, HEXADECIMAL COMPLEMENT
ACTUATOR COLOR: BLACK

POS.	0	1	2	3	4	5	6	7	8	9	A	B	C	D	E	F
C	●	●	●	●	●	●	●	●	●	●	●	●	●	●	●	●
1		●	●	●	●	●	●	●	●	●	●	●	●	●	●	●
2			●	●	●	●	●	●	●	●	●	●	●	●	●	●
4				●	●	●	●	●	●	●	●	●	●	●	●	●
8									●	●	●	●	●	●	●	●

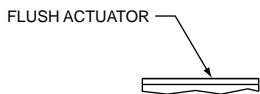
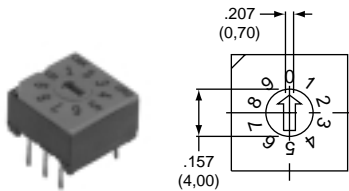
POS.	0	1	2	3	4	5	6	7	8	9	A	B	C	D	E	F
C	●	●	●	●	●	●	●	●	●	●	●	●	●	●	●	●
1	●	●	●	●	●	●	●	●	●	●	●	●	●	●	●	●
2	●	●	●	●	●	●	●	●	●	●	●	●	●	●	●	●
4	●	●	●	●	●	●	●	●	●	●	●	●	●	●	●	●
8	●	●	●	●	●	●	●	●	●	●	●	●	●	●	●	●



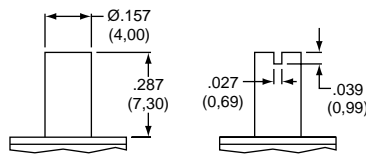

DIP

ACTUATOR

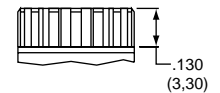
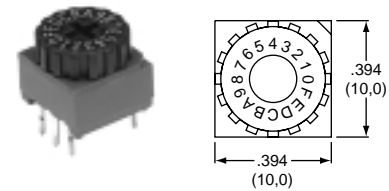
M0 (STD.) FLUSH WITH SCREWDRIVER SLOT



L1 EXTENDED WITH SCREWDRIVER SLOT



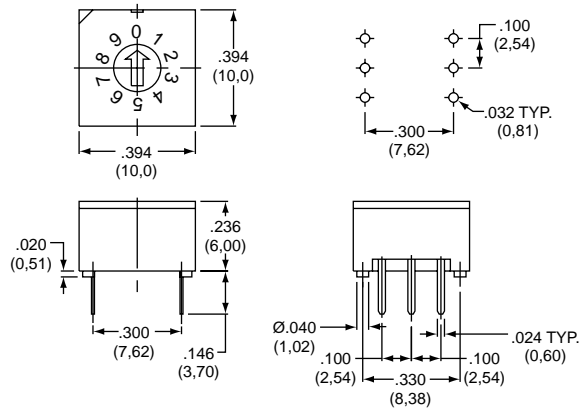
W1 WHEEL



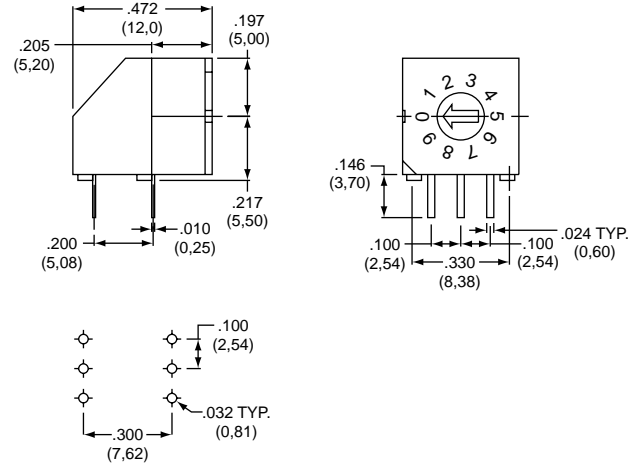
NOTE: Designed for #0 Phillips screwdriver.

TERMINATIONS

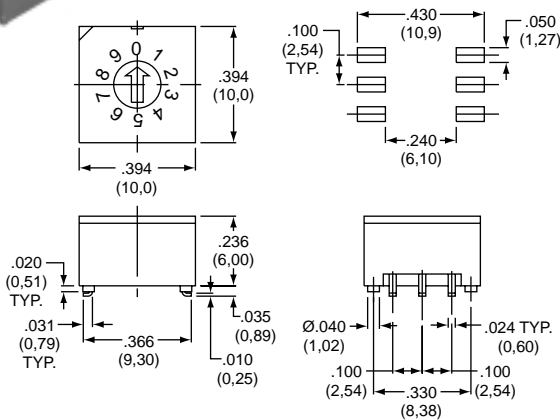
C PC THRU-HOLE



A RIGHT ANGLE, PC THRU-HOLE



S SURFACE MOUNT



DIP

CONTACT MATERIAL

OPTION CODE	CONTACT MATERIAL	TERMINAL PLATING	RATING
K (STD.)	GOLD	TIN-LEAD	LOW LEVEL/DRY CIRCUIT 0.4 VC MAX. @ 20 V AC or DC MAX.