

FIG 2

1. FOR ADDITIONAL SPECIFICATIONS SEE AMP PRODUCT SPEC 108-7519.
 2. SWITCH SHOWN IN OPEN POSITION.
 3. ALL CHARACTERS AND ROCKERS ARE WHITE, HOUSING IS BLACK.
 4. STAMPING WILL VARY ON 2 AND 3 POSITION TOPS DUE TO SPACE RESTRICTIONS.
- STRIPPABLE TRANSPARENT SEAL, SEE FIG 6.
 .315 DIMENSION APPLIES AT TERMINAL TIPS.
 TERMINALS ARE .300 ±.010 AT MOUNTING SURFACE.
 NO POSITION MARKING.
 NO PART NO. MARKING.
 STRIPPABLE TAPE SEAL, SEE FIGURE 8.

FIG 2	FIG 3A & 7		1.08	10	6-435802-3
SUPSD BY 1-435802-6	FIG 1	FIG 3B	.88	8	3-435802-8
	FIG 2		.58	5	3-435802-1
	FIG 2		.88	8	3-435802-0
	FIG 2		.48	4	2-435802-9
SUPSD BY 1-435802-0	FIG 1		.28	2	2-435802-8
SUPSD BY 1-435802-3	FIG 1		.28	2	2-435802-7
OBSELETE	FIG 2		1.08	10	2-435802-6
OBSELETE	FIG 2	FIG 4	.88	8	2-435802-5
OBSELETE	FIG 2		.88	8	2-435802-4
OBSELETE	FIG 2	FIG 3A & 5	.48	4	2-435802-3
	FIG 2		1.28	12	2-435802-2
	FIG 2		1.18	11	2-435802-1
	FIG 2		1.08	10	2-435802-0
	FIG 2		.98	9	1-435802-9
	FIG 2	FIG 3A	.78	7	1-435802-8
	FIG 2		.68	6	1-435802-7
	FIG 2		.58	5	1-435802-6
	FIG 2		.48	4	1-435802-5
	FIG 2		.38	3	1-435802-4
SUPSD BY 3-1437590-2	FIG 1	FIG 3B	.28	2	1-435802-3
	FIG 2		1.28	12	1-435802-2
	FIG 1	FIG 3B	.28	2	1-435802-0
	FIG 2		.88	8	435802-9
	FIG 2		1.08	10	435802-8
	FIG 2	FIG 3A	.98	9	435802-7
	FIG 2		.78	7	435802-6
	FIG 2		.68	6	435802-5
	FIG 2		.58	5	435802-4
	FIG 2		.48	4	435802-3
	FIG 2	FIG 3A	.38	3	435802-2
435802-1 SHOWN	FIG 2	FIG 3A	.88	8	435802-1
	HOUSING	MARKING			

THIS DRAWING IS A CONTROLLED DOCUMENT.

DWG: R. TALLEY 9-19-99
 CHK: S. MILLER 9-19-99
 APP: J.H. LEITER 9-19-99

AMP INCORPORATED
 Harrisburg, PA 17105-3608

NAME: SWITCH ASSY, DIP, TYPE "C", 7000 SERIES, SPST, SIDE ACTUATED

SIZE: CASE CODE DRAWING NO: A200779
 CASE CODE: 435802

RESTRICTED TO: ALL

CUSTOMER DRAWING SCALE: 4:1 SHEET 1 OF 2 REV: -

4

3

2

1

THIS DRAWING IS UNPUBLISHED. RELEASED FOR PUBLICATION. BY AMP INCORPORATED. ALL RIGHTS RESERVED.

LOC	DIST	REVISIONS					
AG	1	F	LTR	DESCRIPTION	DATE	ENR	APPD
		-	-	SEE SHEET 1	-	-	-

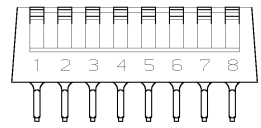


FIG 3A

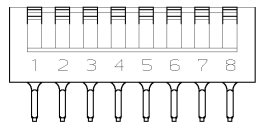


FIG 3B

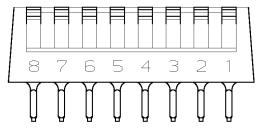


FIG 4

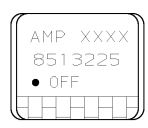
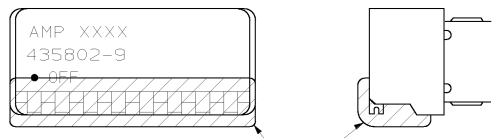
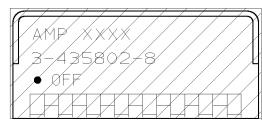


FIG 5



PROTECTIVE SEAL

FIG 6



PROTECTIVE SEAL

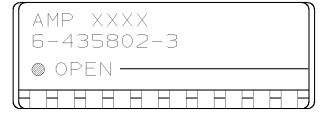


FIG 7

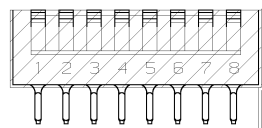


FIG 8

THIS DRAWING IS A CONTROLLED DOCUMENT.		DR: R. TALLEY 9-19-99	AMP AMP Incorporated Harrisburg, PA 17105-3608
DIMENSIONS INCHES		CHK: S. MILLER 9-19-99	
TOLERANCES UNLESS OTHERWISE SPECIFIED:		APP: S. MILLER 9-19-99	NAME: SWITCH ASSY, DIP, TYPE "C", 7000 SERIES, SPST, SIDE ACTUATED
3/16 PLC ±.005		PRODUCT SPEC: -	
3/32 PLC ±.005		APPLICATION SPEC: -	SIZE: CASE CODE DRAWING NO. RESTRICTED TO
3/64 PLC ±.005		REWORK: -	A200779 C-435802
Holes .005		CUSTOMER DRAWING	SCALE: 4:1 SHEET 2 OF 2 REV: ALL