


## ROTARY SWITCHES



Retail Part No.	Bulk Part No.	Fig. No.	Poles/Throws	Amps 125 VAC	Amps 250 VAC	Action	Actuator	Terminal Type	Mounting Style	Mounting Hole (In)	Hardware	Spec Drawing Page No.
35-859	35-859-BU	1	SPST	3	1.5	On/Off	White Plastic	6" Wire Leads	Snap-In	0.500		273-A
35-855	35-855-BU	2	SPST	6	3	On/Off	Brass Knob	6" Wire Leads	Threaded Bushing	0.375	KN, FN	273-B
35-856	35-856-BU	3	SPST	6	3	On/Off	Black Plastic	6" Wire Leads	Threaded Bushing	0.375	N, FN	273-C
35-1857	35-1857-BU	4	SP3T	6	3	Off/On/On/On	Brass Knob	6" Wire Leads	Threaded Bushing	0.375	N, FN	273-D


Retail Part No.	Bulk Part No.	Fig. No.	Amps (Cont.)	Amps 125 VAC	Amps 250 VDC	Positions	Poles	Index	Actuator	Terminal Type	Mounting Style	Mounting Hole (In)	Hardware	Spec Drawing Page No.
35-375	35-375-BU	5		0.3†		6	2	30°	1/4" Metal	Sd Eyelet	Shorting	0.375	N, LR	273-E
35-376	35-376-BU	5		0.3†		12	1	30°	1/4" Metal	Sd Eyelet	Shorting	0.375	N, LR	273-E
35-377	35-377-BU	5		0.3†		5	2	30°	1/4" Metal	Sd Eyelet	Non-Shorting	0.375	N, LR	273-E
35-378	35-378-BU	5		0.3†		3	3	30°	1/4" Metal	Sd Eyelet	Non-Shorting	0.375	N, LR	273-E
35-379	35-379-BU	5		0.3†		4	3	30°	1/4" Metal	Sd Eyelet	Shorting	0.375	N, LR	273-E
35-1212		6	6	250mA*		12 No Stop	1	30°	1/2" Metal	Sd Eyelet	Non-Shorting	0.250	N, LR, W	273-F
35-1226		6	6	250mA*		6 No Stop	2	30°	1/2" Metal	Sd Eyelet	Non-Shorting	0.250	N, LR, W	273-F
35-1306		7	5	2.5	350mA	6	1	30°	1/4" Plastic	Sd Lug	Non-Shorting	0.386	N, LR	273-G
35-1312		7	5	2.5	350mA	12 No Stop	1	30°	1/4" Plastic	Sd Lug	Non-Shorting	0.386	N, LR	273-G
35-1314		7	5	2.5	350mA	12	1	30°	1/4" Plastic	Sd Lug	Non-Shorting	0.386	N, LR, StR	273-G
35-1324		7	5	2.5	350mA	4	2	30°	1/4" Plastic	Sd Lug	Non-Shorting	0.386	N, LR	273-G
35-1334		7	5	2.5	350mA	4	3	30°	1/4" Plastic	Sd Lug	Non-Shorting	0.386	N, LR	273-G
35-1343		7	5	2.5	350mA	3	4	30°	1/4" Plastic	Sd Lug	Non-Shorting	0.386	N, LR	273-G
35-1323		7	5	2.5	350mA	8	1	45°	1/4" Plastic	Sd Lug	Non-Shorting	0.386	N, LR, StR	273-G

Notes: \*Or 28VDC  
Adj.=Adjustable Stop  
†=Or 30V DC  
Non-Shorting=break before make

FN=Face Nut  
KN=Knurled Nut  
LR=Locking Ring  
N=Nut

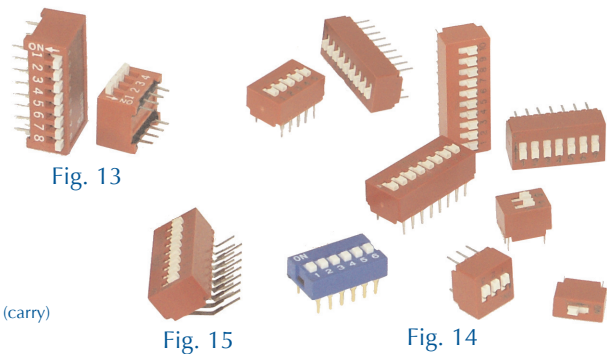
Sd=Solder  
StR=Stop Ring  
W=Washer

## SLIDE SWITCHES



Retail Part No.	Bulk Part No.	Fig. No.	Circuit Funct.	Poles & Throws	Amps 125 VAC	Amps 250 VAC	Amps 30 VAC	Amps 125 VDC	Actuator Style	Terminal Type	Mounting Style	Spec Drawing Page No.
35-202	35-202-BU	8	On/On	SPDT			0.3	1/2	Black Plastic	Solder Lug	Surface	273-H
35-204	35-204-BU	9	On/On	DPDT			0.3	1/2	Black Plastic	Solder Lug	Surface	273-I
35-210	35-210-BU	10	On/On	SPDT	6				Black Plastic	Printed Circuit Board Lug	Surface	273-J
35-222	35-222-BU	11	On/On	DPDT	6	3			Black Plastic	Printed Circuit Board Lug	Surface	273-K
35-242	35-242-BU	12	On/On	DPDT	11				Black Plastic	Solder Lug	Surface	273-L

Retail Part No.	Bulk Part No.	Figure No.	Number of Positions	Profile	Spec Drawing Page No.
35-953		13	4	Side Actuated	273-M
35-957		13	8	Side Actuated	273-M
35-961	35-961-BU	14	1	Standard	273-N
35-962		14	2	Standard	273-N
35-963		14	3	Standard	273-N
35-964	35-964-BU	14	4	Standard	273-N
35-965		14	5	Standard	273-N
35-966	35-966-BU	14	6	Standard	273-N
35-967		14	7	Standard	273-N
35-968	35-968-BU	14	8	Standard	273-N
35-969		14	9	Standard	273-N
35-970	35-970-BU	14	10	Standard	273-N
35-974		14	12	Standard	273-N
35-971		15	8	Right Angle	273-N



Rating:  
100mA@50Vdc (carry)  
100mA@5Vdc  
25mA@25Vdc

Note: All figures are for illustration purpose only, and the number/type of terminals may vary.